


2
0
1
3
-
1
4

A			DOUBLE LETTER SCORE		F	TRIPLE WORD SCORE			S			TRIPLE WORD SCORE		
D	DOUBLE WORD SCORE	P	U	B	L	I	C	TRIPLE LETTER SCORE	W	O	R	K	S	
M		A		O		N		DOUBLE LETTER SCORE		L		A		
I		R	DOUBLE WORD SCORE	N		A	DOUBLE LETTER SCORE			I		F		
N		K		D		N				DOUBLE WORD SCORE	D	E		
I	TRIPLE LETTER SCORE	S		S	TRIPLE LETTER SCORE	C	L	E	R	K		T		
S		DOUBLE LETTER SCORE			E				W	DOUBLE LETTER SCORE		Y		
T	D	A	DOUBLE LETTER SCORE		P				A			TRIPLE WORD SCORE		
R		DOUBLE LETTER SCORE			L	DOUBLE LETTER SCORE		S	L	E	S	F		
A	TRIPLE LETTER SCORE				A			TRIPLE LETTER SCORE		T		TRIPLE LETTER SCORE		
T		C	O	U	N	C	I	L		S	E	W	E	R
I			M	A	N	A	G	E	R					
O		DOUBLE WORD SCORE				I	DOUBLE LETTER SCORE		G					
N	DOUBLE WORD SCORE					N			A	TRIPLE LETTER SCORE				
	TRIPLE WORD SCORE				G				L					

LETTER DISTRIBUTION
 A-9 J-5 S-4
 B-3 K-1 T-6
 C-3 L-4 W-4
 D-4 M-2 V-3
 E-12 N-6 X-2
 F-2 O-8 Y-1
 G-3 P-3 U-2
 H-2 Q-1 Z-1
 I-8 R-6
 BLANK-2

Manufactured by
 MELBROOK & BOWEN CO.
 847 SHORE, N.Y.
 11760

1776
 Patent No. 2,705,138



FY 2013-14 - ANNUAL BUDGET AND FINANCIAL PLAN

CITY OF LA CAÑADA FLINTRIDGE
ANNUAL BUDGET & FINANCIAL PLAN
FISCAL YEAR 2013-14

LAURA OLHASSO, MAYOR
MICHAEL T. DAVITT, MAYOR PRO TEM
JONATHAN C. CURTIS, COUNCILMEMBER
DAVID A. SPENCE, COUNCILMEMBER
DONALD R. VOSS, COUNCILMEMBER

SUBMITTED BY

MARK R. ALEXANDER, CITY MANAGER

July 15, 2013

TABLE OF CONTENTS

TABLE OF CONTENTS

INTRODUCTION:

Budget Transmittal	1
Budget Philosophy & Operating Guidelines	2

ORGANIZATIONAL CHART:

3

BUDGET CHARTS:

Chart - Revenues (By Fund)	4
Chart - Expenditures (By Fund)	5
Chart - General Fund Revenues (By Source)	6
Chart - Departmental Expenditures (All Funds)	7
Chart - Expenditures (By Type)	8
Chart - Personnel Costs (By Type)	9

SUMMARIES:

Summary of Revenues (By Fund)	10
Summary of Expenditures (By Fund)	11
Summary of Expenditures by Program	12
Operating Budget Overview	14
Program Expenditures At-A-Glance	15

GENERAL FUND:

Revenues	17
City Council	19
Legal Services	21
City Manager	22
City Clerk	24
Planning/Building & Safety	26
Non-Departmental	28
Elections	30
Finance	31
Public Safety	33
Recreation & Human Services	35
Public Works	37
Parks & Landscape	39
City Hall	42
Lanterman House	43
Lanterman Auditorium	44
Storm Water Management (NPDES)	45

SPECIAL FUNDS & FUND BALANCE:

General Fund	46
Traffic Safety Fund	48
State Gas Tax Fund	50
Bonds & Grants Fund	52
T.D.A. Fund	54
Debt Service Fund	56
Comm. Dev. Block Grant	58
Sanitation Fund	60
Sewer Improvement Fund 98-1	62
Sewer Redemption Fund 98-1	64
Sewer Debt Service Fund 98-1	66
Sewer Improvement Fund 02-1	68
Sewer Redemption Fund 02-1	70
Sewer Debt Service Fund 02-1	72
Measure R Fund	74
Proposition C Fund	76
Proposition A Fund	78
Capital Projects Fund	80
Solid Waste Fund	86
JAG Federal Grant	88
SLESF State Grant	90
A.Q.M.D. Trust Fund	92
Property Acquisition Fund	94
Sewer Improvement Fund 04-1	96
Sewer Redemption Fund 04-1	98
Sewer Debt Service Fund 04-1	100

COMBINED CHANGES IN FUND BALANCE:

102

APPROPRIATIONS LIMIT:


Resolution Adopting the Limit	103
Exhibits A and B	104

BUDGET REFERENCE MATERIAL:

Resolution Adopting Budget	106
Glossary of Budget Terms	107
Description of Revenue Sources	111
Five-Year Capital Improvements Plan	112

INTRODUCTION

BUDGET MESSAGE

DATE: July 15, 2013
TO: Honorable Mayor & Members of the City Council
FROM: Mark R. Alexander, City Manager 

Presented herewith is the Annual Budget & Financial Plan for Fiscal Year 2013-14. This Annual Budget maintains a conservative approach to planning the City's revenues and expenditures for the coming fiscal year as we continue to see modest indications of an economic recession recovery. Because these indications have been slow, staff feels it prudent to recommend the status quo for another year. As was the case in prior years, no major changes to programs or staffing is included in this Annual Budget. As such, revenues are estimated to increase over the prior fiscal budget only 0.007% (or \$82,425) which includes a modest increase to Property Tax revenue of \$91,025, but \$105,000 of which has been allocated to both the Sanitation Fund (\$5,000) and Capital Projects Fund (\$100,000). On the other hand, expenditures have been presented with significant decreases (\$11,287,375 vs. \$11,697,825) for several reasons: (1) general liability and insurance premiums have been significantly reduced as a result of the City Council's decision to take advantage of the CJPIA's rolling retrospective payment incentive program; (2) a reduction in PERS Retirement costs as a result of the City Council's decision to pay-off the PERS Sidefund charges; (3) no municipal election is funded in FY 2013-14; and (4) Finance Department costs related to the County's fee to collect and remit property tax revenue have been reduced as a result of a recent Court decision favorable to cities.

REVENUES - General Fund revenues for FY 2013-14 are presented at \$11,567,275. The major increases anticipated are: sales tax (\$69,350); Property Tax In-Lieu (\$33,900); Building Permit Fees (\$57,400); and Property Tax (\$91,025), however, as mentioned, \$105,000 of property tax revenue has been pre-allocated to two other funds. The City continues to experience a decline in Interest Income (-\$81,600) and the loss of Vehicle License Fees (-\$11,075) as off-sets to modest revenue increases.

PERSONNEL - This Annual Budget does not include funding for any new positions. The City continues to rely on contract staffing, part-time assistance and the abundance of community volunteer support to aid in the implementation of the City Council's programs and policies. The personnel costs contained herein include an adjustment to salaries and related benefits of 1.96% to reflect the cost-of-living increase in the Los Angeles Consumer Price Index, as compared from January 2012 to January 2013. This is consistent with the City's past history of a negotiated CPI increase, however, as labor negotiations with the LCF Employees' Association are still pending, implementation continues to be suspended pending completion of negotiations. Total personnel costs for FY 2013-14 are budgeted at \$3,569,000 as compared to \$3,640,975 last year. This is \$71,975 less than the prior year's budget due to lower PERS costs from the elimination of the Sidefund. Total personnel costs represent 31.2% of the general fund operating budget (which is comparable to the total personnel costs budgeted last year). As part of the City's continuing efforts to apportion salary costs to the special funds wherever feasible, \$382,350 in special funds have been budgeted to reimburse the General Fund.

OPERATIONS - As mentioned, this Budget reflects a conservative approach toward City operations for FY 2013-14. Of the 16 program funding areas, 5 program budgets have been reduced a total amount of \$1,042,750 largely for the reasons mentioned above. While the 11 remaining program budgets reflect increases, this increased amount totals only \$632,300, a net reduction of \$410,450. The most notable decreases were to Non-Departmental (-\$878,550) reflecting significant savings to insurance costs and the elimination of the one-time Sidefund payment; and to Elections (-\$92,500) reflecting that the City will not have to fund a municipal election in FY 2013-14.

CAPITAL - During the budget hearings, the City Council considered over \$5.7 million in proposed infrastructure improvements. One significant project, the Soundwall Construction and Construction Management project, comprised the bulk of those proposed costs (\$3,770,700) and is being funded using Regional Measure R Funds. In the end, the City Council funded \$5.29 million in capital projects including: Soundwalls (\$3.77 million); Street Resurfacing (\$1,050,000); Miscellaneous Drainage Improvements (\$125,000); Slurry Seal for Sewer District 3 streets (\$100,000); Preliminary Design for the Link Project (\$75,000); Caltrans Overpass Lot improvements (\$70,000); and others (\$99,500).

I am pleased to present the FY 2013-14 Annual Budget & Financial Plan for your adoption.

00001

BUDGET PHILOSOPHY AND OPERATING GUIDELINES

1. The City of La Cañada Flintridge Annual Budget & Financial Plan is designed to serve four major purposes:
 - to define policies in compliance with legal requirements for General Law cities in the State of California, including generally accepted financial reporting requirements, audit standards and fiscal directions of the City Council;
 - to be utilized as an operations guide for staff in the management and control of financial resources;
 - to present the City's financial plan for the ensuing fiscal year, itemizing projected revenues and estimated expenditures for the various funds;
 - to communicate and facilitate an understanding of the operations and costs of providing various City services to our residents.
2. The budget is constructed by program and reflects expenditures related to the provision of that program or service.
3. Program budgets are originated within each Department.
4. Where applicable, the Department Head assigns priorities to projects and activities in preparing program budgets.
5. Department Heads are responsible for operating within their adopted budget amounts as recommended by the City Manager and authorized by the City Council.
6. The City Council has the legal authority to amend the budget at any time during the fiscal year. The City Manager has the authority to make administrative adjustments to the budget as long as those changes will neither have a significant policy impact, affect departmental budget amounts nor affect year-end fund balances.
7. Fund balances will be maintained at levels which will protect the City from future uncertainties.

ORGANIZATION CHART



* contracted position/service
 *appointed by the City Council

Finance/Accounting, Payroll, Purchasing, Comprehensive Annual Financial Report, Budget, Assessment District Financing, Investments, GASB Compliance, Grants Administration, Long-Range Financial Planning, Business Licenses, Staff Support to Investment & Financing Advisory Committee

Personnel Supervisor, Transportation, Cable Franchise, City Cable Channel, Information Technology, Film Permits, Risk Management, Insurance, Bonds & Grants, Skatepark, Lanesman Auditorium, Park Reservation Permits, Mono-to-Park, Emergency Preparedness, VERT, Carline Courtesy Program, Parking Citation Reviews, Crossing Guards, Animal Control, Staff Support to Public Safety Commission, Parks & Recreation Commission

Legislation, Special Events, Personnel/Benefit Administration, Joint Use Committee Activities, Youth Activities/Senior Activities, Law Enforcement, Fire Protection, Staff Support to: City Council, Youth Council & Ad Hoc Committee

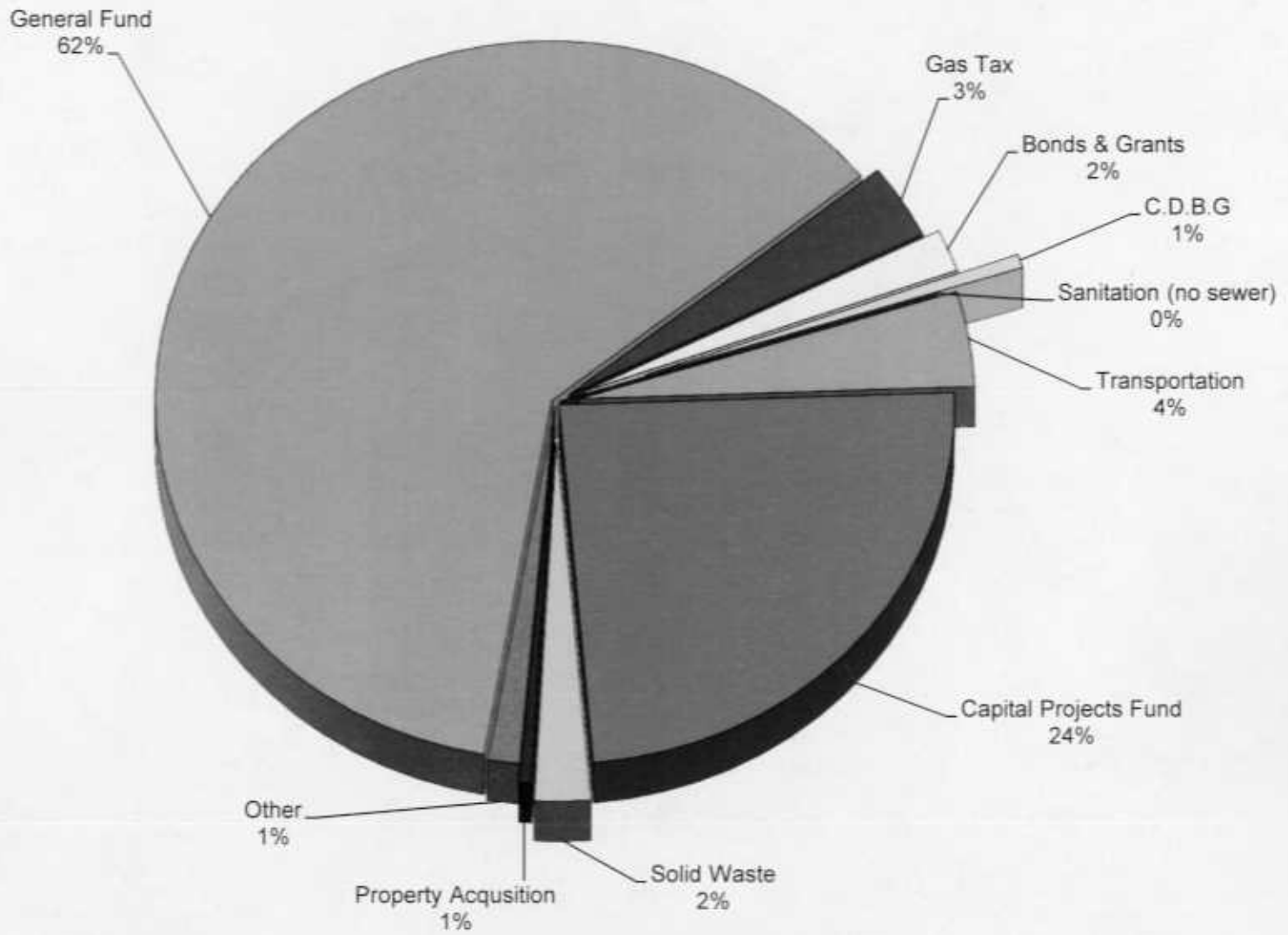
City Council Meeting Preparation, Records Management, Public Records Act Requests, Elections, Boards & Commissions, FPCC Filing Officer, Municipal Code Updates, Website Maintenance, Receptions

General Land Use: Zoning, Code/Sign Enforcement, Environmental Review, Design Review, Tree Permits, Horse/Animal Keeping Permits, Building & Safety, Staff Support to Planning Commission & Design Commission

Street Maintenance/Improvements, Landscape/Tree Maintenance, Civil & Traffic Engineering, Street/Traffic Lighting, Street Sweeping, Capital Projects, Parks & Facilities Maintenance, Lanesman House, Solid Waste Management, Recycling, Sewer Construction, Sewer System Management, Staff Support to Public Works & Traffic Commission

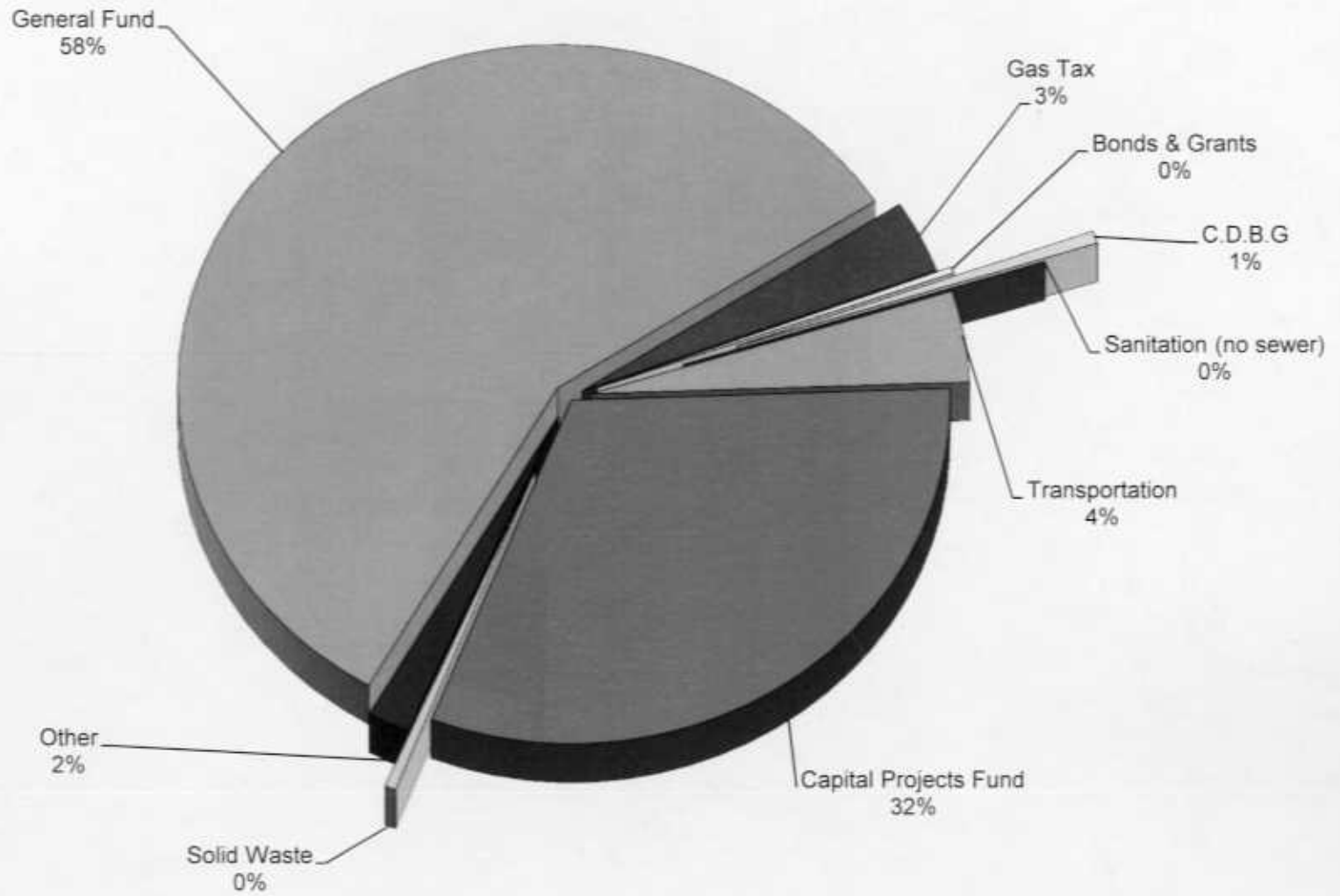
BUDGET CHARTS

REVENUES (By Fund)



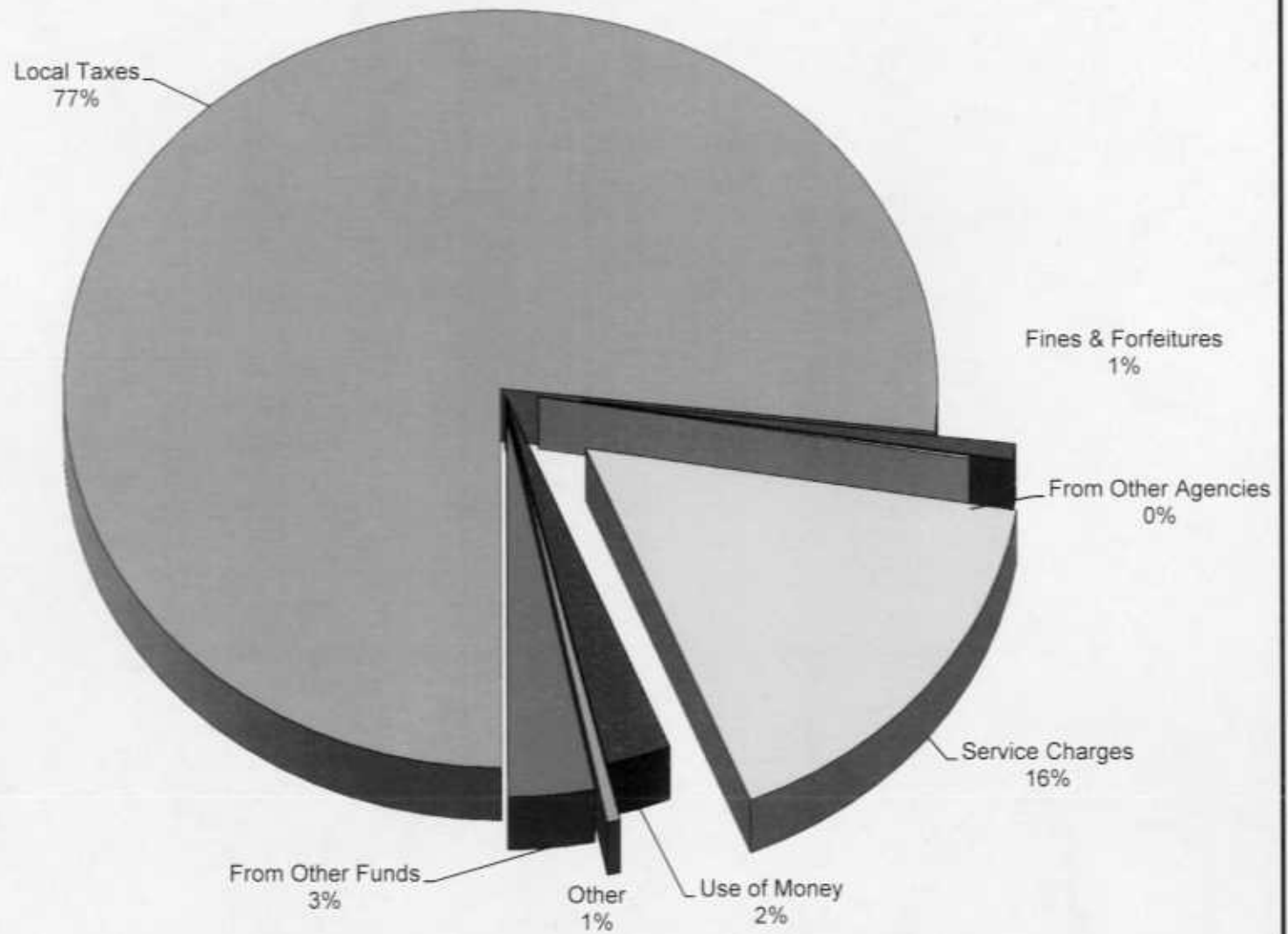
00004

EXPENDITURES (By Fund)



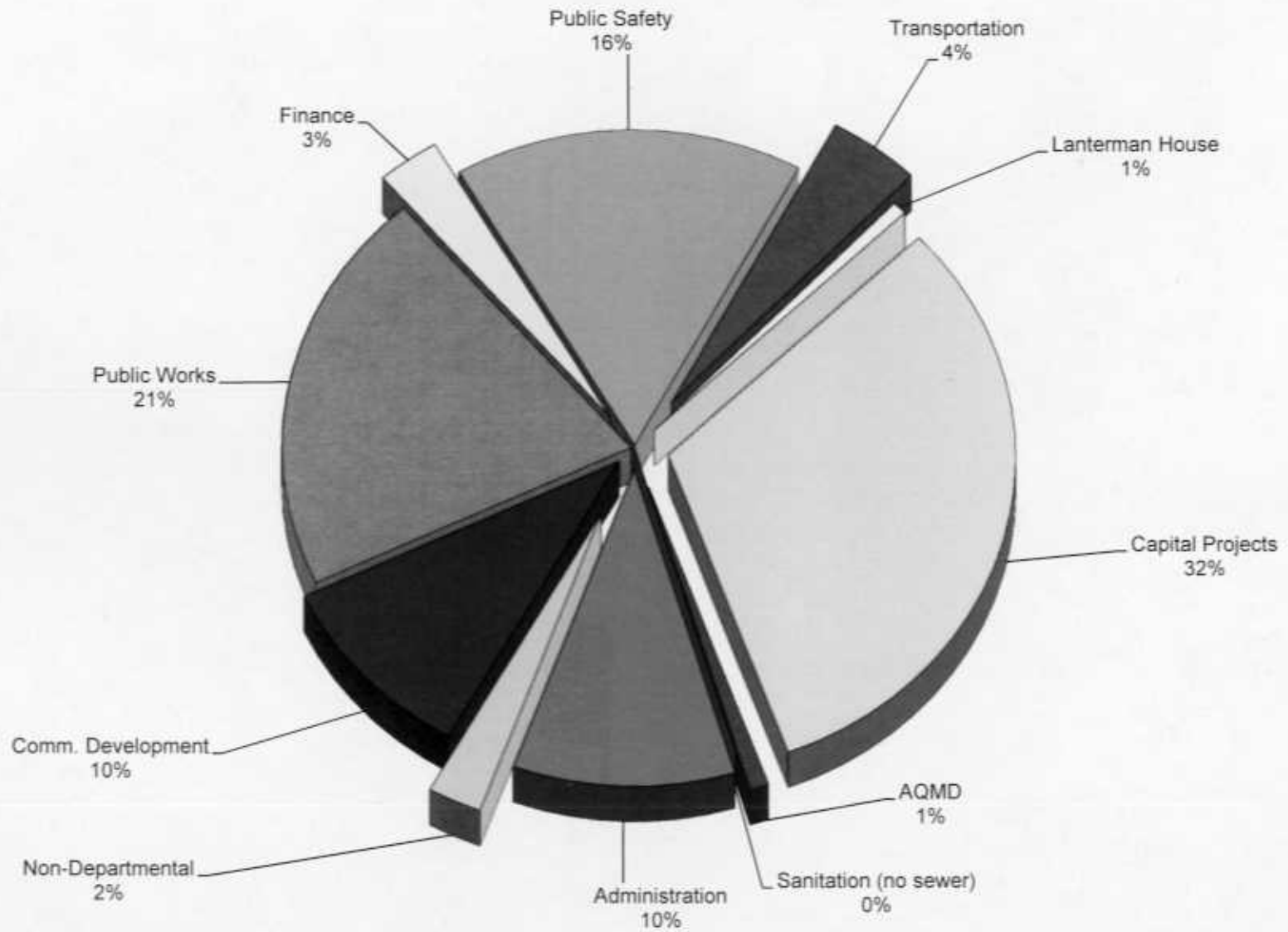
00005

GENERAL FUND REVENUES (By Source)



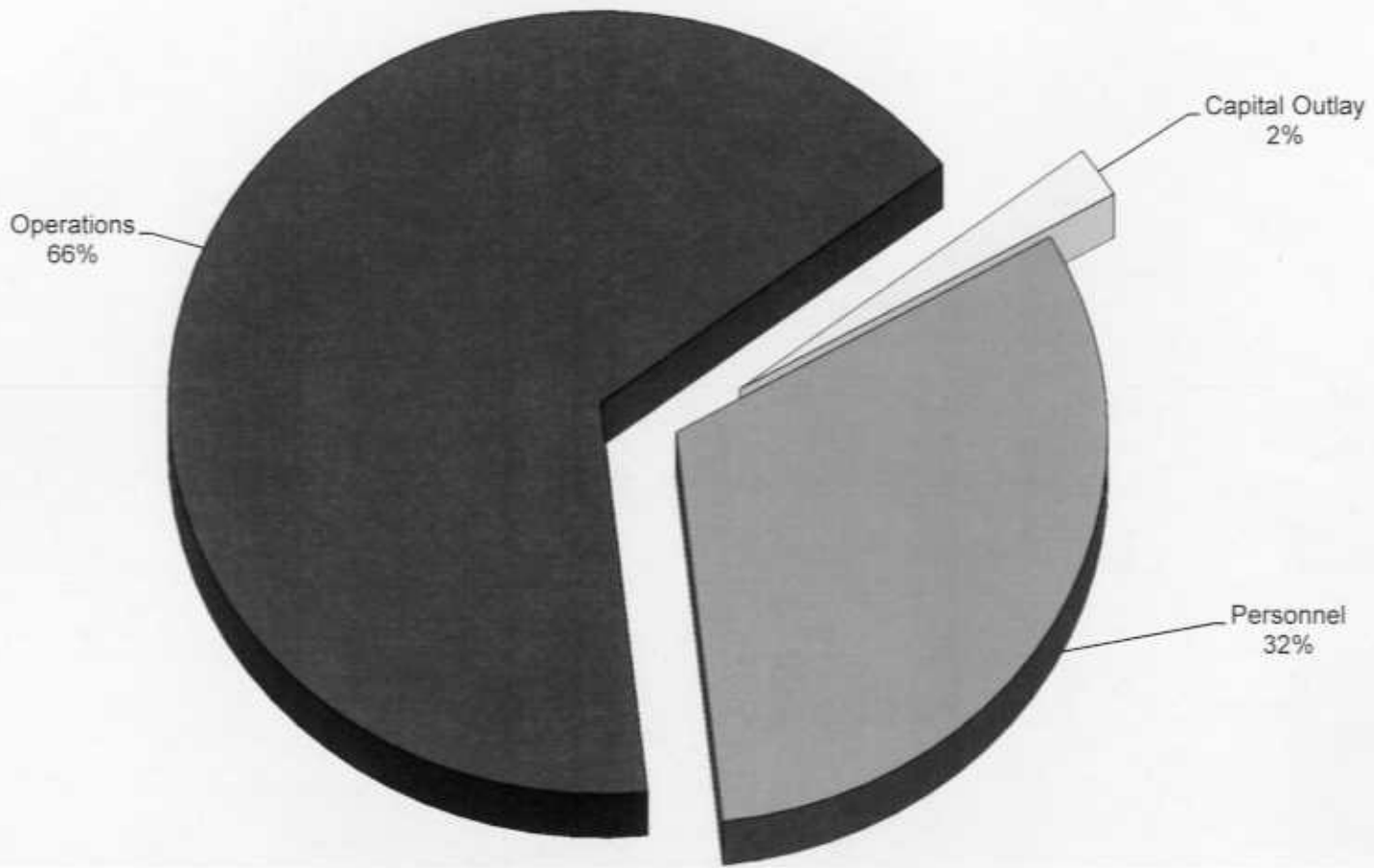
00006

DEPARTMENTAL EXPENDITURES (All Funds)



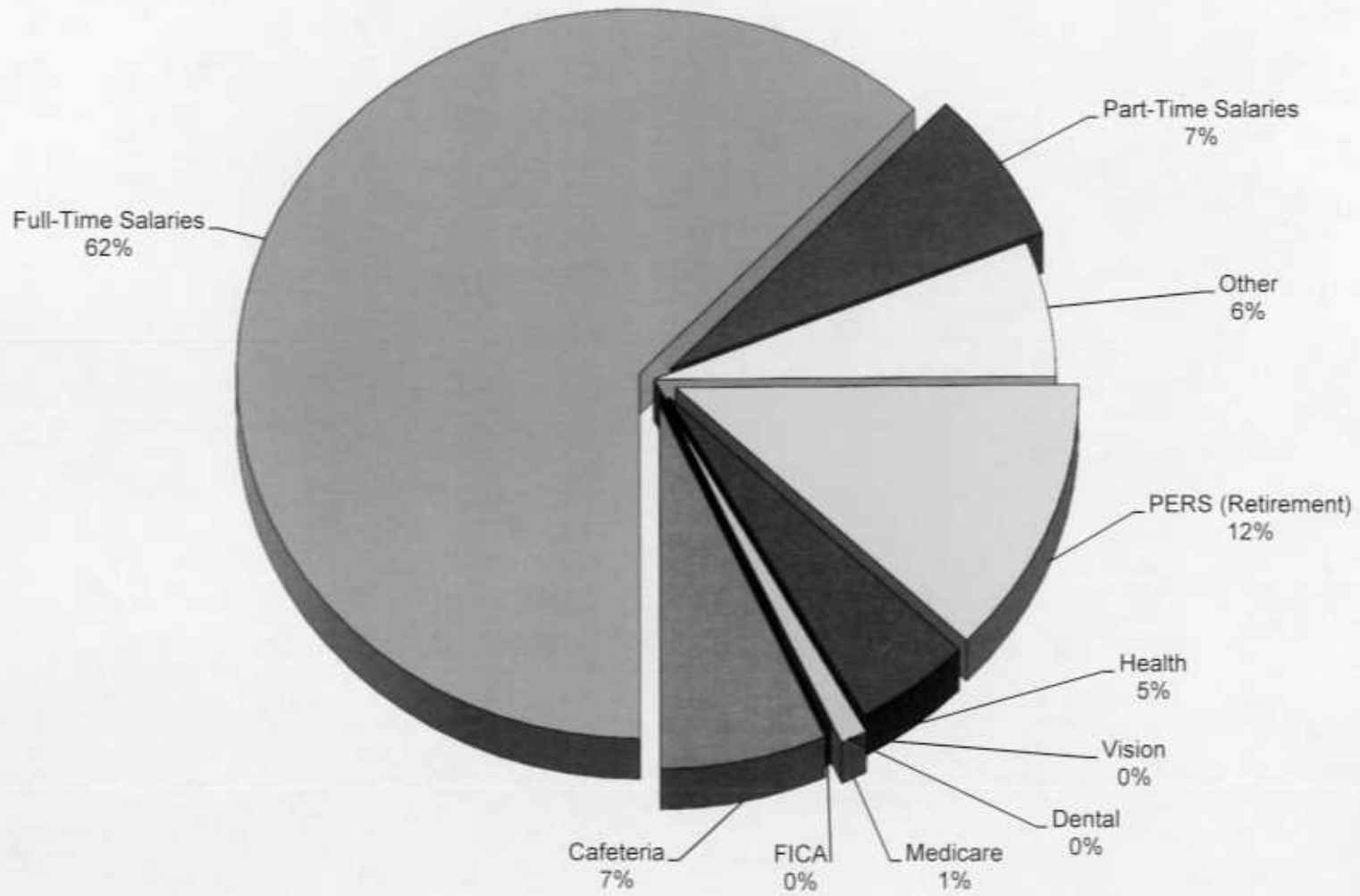
00007

GENERAL FUND EXPENDITURES (By Type)



00008

PERSONNEL COSTS (By Type)



00009

SUMMARY OF REVENUES & EXPENDITURES (BY FUND)

**CITY OF LA CAÑADA FLINTRIDGE
FY 2013-14 ANNUAL BUDGET
SUMMARY OF REVENUES (BY FUND)**

LINE ITEM DESCRIPTION	2011-12 ACTUAL	2012-13 BUDGET	2012-13 ESTIMATE	2013-14 ADOPTED	2013-14 MID-YEAR	NOTES/DESCRIPTION
<i>General Fund</i>						
General Fund Revenues	11,405,150	11,484,850	11,541,025	11,567,275	0	
Reimbursements	438,050	386,250	341,450	382,350	0	
Reserves/Transfers	(872,125)	(798,275)	(775,000)	(662,250)	0	
Total Gen. Fund Revs. & Allocations	10,971,075	11,072,825	11,107,475	11,287,375	0	
<i>Special Funds</i>						
Traffic Safety Fund	71,075	90,000	80,000	90,000	0	
State Gas Tax	608,875	569,075	502,725	635,325	0	
Bonds & Grants	174,975	358,150	33,150	358,150	0	
Transportation Dev. Act	15,450	10,275	10,275	15,150	0	
Debt Service	0	0	0	0	0	
Community Dev. Block Grant	110,675	128,400	125,900	114,950	0	
Sanitation	0	5,000	0	5,000	0	
Sewer Improvement Fund 98-1	0	0	0	0	0	
Sewer Redemption Fund 98-1	589,325	593,575	577,100	578,600	0	
Sewer Debt Service Fund 98-1	15,100	10,000	14,600	14,000	0	
Sewer Improvement Fund 02-1	0	0	0	0	0	
Sewer Redemption Fund 02-1	1,048,075	1,024,450	1,009,050	1,004,850	0	
Sewer Debt Service Fund 02-1	73,625	50,000	70,000	65,000	0	
Measure R	192,225	181,500	191,225	193,750	0	
Proposition C	266,125	257,925	272,400	276,125	0	
Proposition A	325,050	301,800	329,100	334,775	0	
Capital Projects	668,450	2,554,325	2,198,900	4,549,100	0	
Solid Waste	427,650	428,150	422,425	429,150	0	
JAG Federal Grant	10,300	0	0	0	0	
SLESF State Grant	103,075	100,000	100,500	100,500	0	
A.Q.M.D. Trust	34,950	46,475	27,850	47,000	0	
Property Acquisition	0	0	0	100,000	0	
Sewer Improvement Fund 04-1	199,675	185,000	201,075	204,000	0	
Sewer Redemption Fund 04-1	1,960,950	1,940,225	1,877,450	1,882,625	0	
Sewer Debt Service Fund 04-1	107,900	78,000	98,000	93,000	0	
Total Special Fund Revenues	7,003,525	8,912,325	8,141,725	11,091,050	0	
Total of All Revenues & Allocations	17,974,600	19,985,150	19,249,200	22,378,425	0	

000:0

CITY OF LA CAÑADA FLINTRIDGE
 FY 2013-14 ANNUAL BUDGET
 SUMMARY OF EXPENDITURES (BY FUND)

LINE ITEM DESCRIPTION	2011-12 ACTUAL	2012-13 BUDGET	2012-13 ESTIMATE	2013-14 ADOPTED	2013-14 MID-YEAR	NOTES/DESCRIPTION
<i>General Fund Expenditures</i>	10,190,550	11,697,825	11,284,875	11,287,375	0	
<i>Special Fund Expenditures</i>						
Traffic Safety Fund	0	0	0	0	0	
State Gas Tax	647,150	607,350	541,000	673,600	0	
Bonds & Grants	89,250	730,950	732,400	57,150	0	
Transportation Dev. Act	15,450	10,275	10,275	15,150	0	
Debt Service	0	0	0	0	0	
Community Dev. Block Grant	111,100	128,400	121,000	114,950	0	
Sanitation	0	35,000	32,550	2,550	0	
Sewer Improvement Fund 98-1	0	0	0	0	0	
Sewer Redemption Fund 98-1	11,950	13,000	12,000	13,000	0	
Sewer Debt Service Fund 98-1	472,525	467,200	467,200	461,475	0	
Sewer Improvement Fund 02-1	0	0	0	0	0	
Sewer Redemption Fund 02-1	15,550	16,500	15,500	16,500	0	
Sewer Debt Service Fund 02-1	888,375	888,375	888,375	888,375	0	
Measure R	186,975	5,675	0	0	0	
Proposition C	97,175	316,475	91,325	302,950	0	
Proposition A	312,000	506,750	319,100	541,050	0	
Capital Projects	3,058,350	4,866,650	3,303,950	6,198,250	0	
Solid Waste	101,750	186,000	137,650	96,000	0	
JAG Federal Grant	0	0	0	0	0	
SLESF State Grant	159,350	165,450	161,100	164,950	0	
A.Q.M.D. Trust	0	174,525	0	174,525	0	
Property Acquisition	0	0	0	0	0	
Sewer Improvement Fund 04-1	173,800	182,000	165,500	265,500	0	
Sewer Redemption Fund 04-1	17,400	19,175	17,500	19,175	0	
Sewer Debt Service Fund 04-1	1,698,150	1,698,400	1,698,150	1,698,400	0	
Total -Special Fund Expenditures	8,056,300	11,018,150	8,714,575	11,703,550	0	
Total of All Expenditures	18,246,850	22,715,975	19,999,450	22,990,925	0	

00011

SUMMARY OF EXPENDITURES BY PROGRAM (ALL FUNDS)

CITY OF LA CAÑADA FLINTRIDGE
FY 2013-14 ANNUAL BUDGET

SUMMARY OF EXPENDITURES BY PROGRAM

Page 1 of 2

PROGRAM	Salaries/ Benefits	Operations	Capital	Total	NOTES/DESCRIPTION
<i>General Fund Programs</i>					
City Council	68,075	106,800	500	175,375	
Legal Services	0	299,725	0	299,725	
City Manager	411,875	74,500	1,000	487,375	
City Clerk	192,875	33,850	500	227,225	
Planning/Building & Safety	874,225	935,000	1,000	1,810,225	
Non-Departmental	210,775	235,725	45,925	492,425	
Elections	0	0	0	0	
Finance	401,475	173,575	0	575,050	
Public Safety	100,625	2,919,350	0	3,019,975	
Recreation & Human Services	318,900	316,025	24,625	659,550	
Public Works	531,025	1,178,850	111,000	1,820,875	
Parks & Landscape	384,575	800,700	500	1,185,775	
City Hall	0	88,300	14,000	102,300	
Lanterman House	0	120,550	10,100	130,650	
Lanterman Auditorium	55,450	33,000	28,650	117,100	
Storm Water Mgmt. (NPDES)	19,125	164,625	0	183,750	
Sub-total - General Fund	3,569,000	7,480,575	237,800	11,287,375	

00012

CITY OF LA CAÑADA FLINTRIDGE
FY 2013-14 ANNUAL BUDGET

SUMMARY OF EXPENDITURES BY PROGRAM

Page 2 of 2

PROGRAM	Salaries/ Benefits	Operations	Capital	Total	NOTES/DESCRIPTION
<i>Special Funds</i>					
Traffic Safety	0	0	0	0	
State Gas Tax	0	673,600	0	673,600	
Bonds & Grants	0	33,150	24,000	57,150	
Transportation Dev. Act	0	0	15,150	15,150	
Debt Service	0	0	0	0	
Community Dev. Block Grant	0	114,950	0	114,950	
Sanitation	0	2,550	0	2,550	
Sewer Improvement Fund 98-1	0	0	0	0	
Sewer Redemption Fund 98-1	0	13,000	0	13,000	
Sewer Debt Service Fund 98-1	0	461,475	0	461,475	
Sewer Improvement Fund 02-1	0	0	0	0	
Sewer Redemption Fund 02-1	0	16,500	0	16,500	
Sewer Debt Service Fund 02-1	0	888,375	0	888,375	
Transportation Measure R	0	0	0	0	
Transportation Prop. C	0	77,950	225,000	302,950	
Transportation Prop. A	0	276,225	264,825	541,050	
Capital Projects	0	0	6,198,250	6,198,250	
Solid Waste	0	93,600	2,400	96,000	
JAG Federal Grant	0	0	0	0	
SLESF State Grant	0	164,950	0	164,950	
A.Q.M.D. Trust	0	35,725	138,800	174,525	
Property Acquisition Fund	0	0	0	0	
Sewer Improvement Fund 04-1	0	165,500	100,000	265,500	
Sewer Redemption Fund 04-1	0	19,175	0	19,175	
Sewer Debt Service Fund 04-1	0	1,698,400	0	1,698,400	
Sub-total - Special Funds	0	4,735,125	6,968,425	11,703,550	
TOTAL	3,569,000	12,215,700	7,206,225	22,990,925	

00013

BUDGET OVERVIEW

**CITY OF LA CAÑADA FLINTRIDGE
FY 2013-14 ANNUAL BUDGET**

OPERATING BUDGET OVERVIEW (w/General Fund only operating transfers)

PROGRAM	ADOPTED REVENUES	ADOPTED EXPEND.	OPERATING TRANS. OUT	OPERATING TRANS. IN	FROM RESERVES	DEBT SRV. ADJUST.	BALANCE
01 General Fund	11,567,275	11,287,375	662,250	382,350	0	0	0
02 Traffic Safety	90,000	0	90,000	0	0	0	0
03 State Gas Tax	635,325	673,600	0	0	0	0	(38,275)
04 Bonds & Grants	358,150	57,150	0	0	0	0	301,000
05 Transportation Dev. Act	15,150	15,150	0	0	0	0	0
09 Debt Service	0	0	0	0	0	0	0
11 Community Dev. Block Grant	114,950	114,950	0	0	0	0	0
20 Sanitation	5,000	2,550	0	0	0	0	2,450
21 Sewer Improvement Fund 98-1	0	0	0	0	0	0	0
22 Sewer Redemption Fund 98-1	578,600	13,000	13,050	0	0	0	552,550
23 Sewer Debt Service Fund 98-1	14,000	461,475	0	0	0	0	(447,475)
24 Sewer Improvement Fund 02-1	0	0	0	0	0	0	0
25 Sewer Redemption Fund 02-1	1,004,850	16,500	19,850	0	0	0	968,500
26 Sewer Debt Service Fund 02-1	65,000	888,375	0	0	0	0	(823,375)
28 Measure R (Transportation)	193,750	200,000	0	0	0	0	(6,250)
29 Proposition C (Transportation)	276,125	302,950	0	0	0	0	(26,825)
30 Proposition A (Transportation)	334,775	541,050	50,175	0	0	0	(256,450)
31 Capital Projects Fund	4,549,100	6,198,250	0	528,750	0	0	(1,120,400)
32 Solid Waste	429,150	96,000	190,325	0	0	0	142,825
34 JAG Federal Grant	0	0	0	0	0	0	0
35 SLESF State Grant	100,500	164,950	0	64,450	0	0	0
37 AQMD Trust	47,000	174,525	0	0	0	0	(127,525)
38 Property Acquisition	100,000	0	0	0	0	0	100,000
41 Sewer Improvement Fund 04-1	204,000	265,500	0	0	0	0	(61,500)
42 Sewer Redemption Fund 04-1	1,882,625	19,175	18,950	0	0	0	1,844,500
43 Sewer Debt Service Fund 04-1	93,000	1,698,400	0	0	0	0	(1,605,400)
Sub-total - Special Funds	11,091,050	11,903,550	382,350	593,200	0	0	(601,650)
TOTAL	22,658,325	23,190,925	1,044,600	975,550	0	0	(601,650)

00014

PROGRAM EXPENDITURES AT-A-GLANCE

CITY OF LA CAÑADA FLINTRIDGE
FY 2013-14 ANNUAL BUDGET
PROGRAM EXPENDITURES AT-A-GLANCE (Page 1 of 2)

PROGRAM	2011-12 ACTUAL	2012-13 BUDGET	2012-13 ESTIMATE	2013-14 ADOPTED	2013-14 MID-YEAR	NOTES/DESCRIPTION
<i>General Fund Programs</i>						
01 City Council	149,700	161,950	158,150	175,375	0	
02 Legal Services	224,100	250,350	243,500	299,725	0	
03 City Manager	410,400	467,350	413,975	487,375	0	
04 City Clerk	239,150	229,625	225,725	227,225	0	
05 Planning/Building & Safety	1,537,725	1,712,900	1,676,750	1,810,225	0	
06 Non-Departmental	885,150	1,370,975	1,353,575	492,425	0	
08 Elections	0	92,500	89,025	0	0	
10 Finance	596,100	631,650	542,275	575,050	0	
21 Public Safety	2,594,150	2,864,025	2,806,675	3,019,975	0	
31 Recreation & Human Services	701,050	647,025	617,150	659,550	0	
42 Public Works	1,236,625	1,651,500	1,589,200	1,820,875	0	
45 Parks & Landscape	1,216,825	1,143,725	1,140,600	1,185,775	0	
48 City Hall	101,700	115,000	109,625	102,300	0	
49 Lanterman House	124,200	126,625	126,200	130,650	0	
50 Lanterman Auditorium	85,550	94,675	91,750	117,100	0	
53 Storm Water Mgmt. (NPDES)	88,125	137,950	100,700	183,750	0	
Sub-total - General Fund	10,190,550	11,697,825	11,284,875	11,287,375	0	

CITY OF LA CAÑADA FLINTRIDGE
FY 2013-14 ANNUAL BUDGET
PROGRAM EXPENDITURES AT-A-GLANCE (Page 2 of 2)

PROGRAM	2011-12 ACTUAL	2012-13 BUDGET	2012-13 ESTIMATE	2013-14 ADOPTED	2013-14 MID-YEAR	NOTES/DESCRIPTION
<i>Special Funds</i>						
02 Traffic Safety	0	0	0	0	0	
03 State Gas Tax	647,150	607,350	541,000	673,600	0	
04 Bonds & Grants	89,250	730,950	732,400	57,150	0	
05 Transportation Dev. Act	15,450	10,275	10,275	15,150	0	
09 Debt Service	0	0	0	0	0	
11 Community Dev. Block Grant	111,100	128,400	121,000	114,950	0	
20 Sanitation	0	35,000	32,550	2,550	0	
21 Sewer Improvement Fund 98-1	0	0	0	0	0	
22 Sewer Redemption Fund 98-1	11,950	13,000	12,000	13,000	0	
23 Sewer Debt Service Fund 98-1	472,525	467,200	467,200	461,475	0	
24 Sewer Improvement Fund 02-1	0	0	0	0	0	
25 Sewer Redemption Fund 02-1	15,550	16,500	15,500	16,500	0	
26 Sewer Debt Service Fund 02-1	888,375	888,375	888,375	888,375	0	
28 Transportation Measure R	186,975	5,675	0	0	0	
29 Transportation Prop. C	97,175	316,475	91,325	302,950	0	
30 Transportation Prop. A	312,000	506,750	319,100	541,050	0	
31 Capital Projects Fund	3,058,350	4,866,650	3,303,950	6,198,250	0	
32 Solid Waste	101,750	186,000	137,650	96,000	0	
34 JAG Federal Grant	0	0	0	0	0	
35 SLESF State Grant	159,350	165,450	161,100	164,950	0	
37 AQMD Trust	0	174,525	0	174,525	0	
38 Property Acquisition	0	0	0	0	0	
41 Sewer Improvement Fund 04-1	173,800	182,000	165,500	265,500	0	
42 Sewer Redemption Fund 04-1	17,400	19,175	17,500	19,175	0	
43 Sewer Debt Service Fund 04-1	1,698,150	1,698,400	1,698,150	1,698,400	0	
Sub-total - Special Funds	8,056,300	11,018,150	8,714,575	11,703,550	0	
TOTAL	18,246,850	22,715,975	19,999,450	22,990,925	0	

00016

GENERAL FUND REVENUES

CITY OF LA CAÑADA FLINTRIDGE
 FY 2013-14 ANNUAL BUDGET
 GENERAL FUND REVENUES

FUND - 1

ACCT. NO.	LINE ITEM DESCRIPTION	2011-12 ACTUAL	2012-13 BUDGET	2012-13 ESTIMATE	2013-14 ADOPTED	2013-14 MID-YEAR	NOTES/DESCRIPTION
<i>LOCAL TAXES</i>							
1- 00- 4110	Sales Tax	2,245,900	2,271,750	2,280,600	2,341,100		
1- 00- 4120	Franchise Fees	619,875	616,000	614,450	618,175		
1- 00- 4130	Real Property Transfer	206,000	218,000	218,950	219,475		
1- 00- 4140	Property Tax	3,815,650	3,905,475	3,895,600	3,891,500		Sanitation Fund (\$5K); Prop. Acquisition Fund (\$100K)
1- 00- 4141	Property Tax (In-Lieu)	1,852,775	1,890,300	1,896,375	1,924,200		
1- 00- 4150	Business License Fees	177,500	178,500	182,700	182,800		
<i>FINES, FORFEITURES, PENALTIES</i>							
1- 00- 4210	Municipal Code Fines	43,250	42,450	49,425	48,200		
1- 00- 4211	Tree Ordinance	15,575	14,000	13,675	7,000		
1- 00- 4220	Parking Fines	32,700	34,800	28,600	30,000		
<i>REVENUE FROM OTHER AGENCIES</i>							
1- 00- 4330	Vehicle License Fees	10,700	11,075	11,075	0		
1- 00- 4390	S.T.A.R. Reimbursement	0	2,000	2,000	0		
1- 00- 4391	SGVCOG Energy Efficiency Grant	925	2,500	3,500	0		
1- 00- 4413	Administrative Penalties	0	5,650	18,100	12,000		
<i>CURRENT SERVICE CHARGES</i>							
1- 00- 4510	Film Permit Fees	36,425	19,050	35,200	38,300		
1- 00- 4530	Zoning Fees	262,125	232,400	230,875	233,500		
1- 00- 4540	Environmental Assessment	13,950	14,425	13,500	13,725		
1- 00- 4546	Use of Fields	6,700	5,000	6,150	5,000		
1- 00- 4547	Lanternman Auditorium Fees	126,475	127,875	133,250	133,000		
1- 00- 4550	Service Charges	9,175	6,125	6,725	6,475		
1- 00- 4551	Tobacco License Fees	775	725	725	725		
1- 00- 4553	General Plan Maintenance Fee	27,950	26,950	30,350	30,500		
1- 00- 4560	Bldg. Permits/Plan Check Fees	1,419,375	1,358,275	1,403,975	1,415,675		
1- 00- 4570	Specific Plan Fees	8,175	5,375	6,075	6,075		
1- 00- 4575	Public Works Permits Fees	51,275	48,425	47,200	50,000		
1- 00- 4580	Industrial Waste Permit Fees	0	10,125	10,125	10,125		

FUND - 1

GENERAL FUND REVENUES

Page 2 of 2

ACCT. NO.	LINE ITEM DESCRIPTION	2011-12 ACTUAL	2012-13 BUDGET	2012-13 ESTIMATE	2013-14 ADOPTED	2013-14 MID-YEAR	NOTES/DESCRIPTION
	<i>USE OF MONEY AND PROPERTY</i>						
1- 00- 4610	Interest Income	426,475	370,975	338,425	289,375		
1- 00- 4630	Gain/Loss on Investment (FMV)	(73,200)	0	0	0		
	<i>OTHER REVENUE</i>						
1- 00- 4710	Miscellaneous Revenue	18,050	10,000	5,000	7,000		
1- 00- 4711	Donations	4,750	6,850	6,825	3,575		LC Spets Coal: BB Flight, cab (\$6,850) in 12-13, Com Cntr entry (\$3,575)
1- 00- 4712	Public Works Reimbursements	23,950	28,900	32,575	31,000		
1- 00- 4716	Lighting Reimbursement	18,050	15,600	13,725	13,500		
1- 00- 4730	Parking Lot Lease	3,475	3,475	3,475	3,475		
1- 00- 4731	Cerro Negro Lease	350	1,800	1,800	1,800		
	SUB-TOTAL: REVENUES	11,405,150	11,484,850	11,541,025	11,567,275	0	
	<i>REIMBURSEMENTS</i>						
	Traffic Safety Fund (2)	100,000	90,000	41,750	90,000		Reimburse law enforcement costs
	Comm. Dev. Block Grant (11)	4,475	0	0	0		Salary reimbursement
	Sanitation (20)	42,375	0	0	0		Reimburse District formation costs
	Sewer Redemption Fund 98-1 (22)	14,250	13,075	14,050	13,050		District 1 staff costs reimbursement
	Sewer Redemption Fund 02-1 (25)	21,300	19,950	20,850	19,850		District 2 staff costs reimbursement
	Proposition A Fund (30)	47,425	50,375	50,375	50,175		Salary reimbursement
	Solid Waste Fund (32)	186,850	193,800	193,800	190,325		Salary reimbursement
	Sewer Redemption Fund 04-1 (42)	21,375	19,050	20,625	18,950		District 3 staff costs reimbursement
	SUB-TOTAL: REIMBURSEMENTS	438,050	386,250	341,450	382,350	0	
	<i>RESERVES/TRANSFERS</i>						
	Appr. frm Reserves (Operating Uses)	0	0	0	0		
	Approp. from Reserves (Disaster)	0	0	0	0		
	Less: Return to Reserves	0	(65,550)	(65,550)	(69,050)		OPEB (\$69,050)
	Less: Transfer Oper. Rev. to Other Funds	(872,125)	(732,725)	(709,450)	(593,200)		Cap Projects (\$528,750); SLESF (\$64,450)
	SUB-TOTAL: RESERVES/TRANSFER	(872,125)	(798,275)	(775,000)	(662,250)	0	
	GRAND TOTAL	10,971,075	11,072,825	11,107,475	11,287,375	0	

00018

GENERAL FUND PROGRAM EXPENDITURES

**CITY OF LA CAÑADA FLINTRIDGE
FY 2013-14 ANNUAL BUDGET**

PROGRAM

FUND

DEPARTMENT

1- CITY COUNCIL (Page 1 of 2)

GENERAL

ADMINISTRATION

The City Council acts as the legislative body for the City establishing all policies and laws. The City Council consists of five members elected at-large to serve four-year overlapping terms. Annually, the City Council selects one of its members to serve as Mayor.

The City Council appoints the City Manager, City Attorney and City Treasurer as well as members of all advisory Commissions, Boards and Committees. The City Council also acts La Canada Flintridge Local Financing Authority, the Public Improvement Corporation, and Sanitation District # 34.

ACCT. NO.	LINE ITEM DESCRIPTION	2011-12 ACTUAL	2012-13 BUDGET	2012-13 ESTIMATE	2013-14 ADOPTED	2013-14 MID-YEAR	NOTES/DESCRIPTION
	<i>SALARIES & BENEFITS</i>						
1- 01- 5002	Salaries (Part-time)	18,000	18,000	18,000	18,000		\$300 x 5 x 12 mos.
1- 01- 5004	Retirement (PERS)	3,025	3,025	2,675	2,275		4 Councilmembers
1- 01- 5006	Health Insurance	30,525	35,775	36,925	45,975		3 Councilmembers + 1 Retiree
1- 01- 5007	Vision Insurance	125	275	250	275		1 Councilmember
1- 01- 5009	Dental Insurance	775	1,050	1,025	1,050		2 Councilmembers
1- 01- 5010	Medicare	275	275	275	275		
1- 01- 5011	FICA	225	225	225	225		1 Councilmember
	Sub-total	52,950	58,625	59,375	68,075	0	

PROGRAM

FUND

DEPARTMENT

1- CITY COUNCIL (Page 2 of 2)

GENERAL

ADMINISTRATION

ACCT. NO.	LINE ITEM DESCRIPTION	2011-12 ACTUAL	2012-13 BUDGET	2012-13 ESTIMATE	2013-14 ADOPTED	2013-14 MID-YEAR	NOTES/DESCRIPTION
	<i>OPERATIONS EXPENSES</i>						
1- 01- 6032	Books & Publications	0	100	175	175		
1- 01- 6052	Travel, Conferences, Meetings	19,075	25,525	25,000	28,225		Conference registration (\$7,100); air/travel (\$5,500); hotels (\$11,625); meals (\$4K); LofCC; CCCA; CJPIA; NLC; SGVCOG
1- 01- 6053	Memberships & Dues	16,325	23,700	23,400	24,700		LofCC (\$8,600); LA League (\$1,775); CCCA (\$3,225); SCAG (\$2,225); NLC (\$1,875); SGVCOG (\$6,025); LAFCO (\$475); Misc. (\$500)
1- 01- 6061	Professional Services	37,450	31,500	33,500	31,500		Sac. Lobbyist (\$30K); CC Summer Intern (\$1,500)
1- 01- 6087	Community Newsletter	5,375	11,000	5,600	11,200		Printing & mailing costs (2 issues)
1- 01- 6088	City Communications/Special Events	18,525	11,000	11,000	11,000		City/Chamber Mixer (\$8,500); Special trophies and awards (\$2,500)
	Sub-total	96,750	102,825	98,675	106,800	0	
	<i>CAPITAL OUTLAY</i>						
1- 01- 8231	Furnishings & Equipment	0	500	100	500		Miscellaneous
	Sub-total	0	500	100	500	0	
	TOTAL PROGRAM COSTS	149,700	161,950	158,150	175,375	0	

00020

**CITY OF LA CAÑADA FLINTRIDGE
FY 2013-14 ANNUAL BUDGET**

PROGRAM

FUND

DEPARTMENT

2- LEGAL SERVICES (Page 1 of 1)

GENERAL

ADMINISTRATION

Legal Services are provided to the City on a contract basis by a private law firm specializing in municipal practice and, to a limited extent, the California Joint Powers Insurance Authority, the District Attorney's Office and special counsel law firms.

The City currently contracts its legal services with the law firm McKenna, Long & Aldridge. As the City's general legal counsel, the City Attorney reviews staff reports for legal implications and interpretation, drafts ordinances, investigates planning and environmental issues, reviews contracts, keeps the City informed of changes in State and Federal laws, and makes recommendations on pending litigation. Special legal counsel and the Los Angeles County District Attorney's Office provide special prosecution services to the City for municipal code violations. The law firm Liebert Cassidy Whitmore provides special employment law counsel and other services under the Employment Relations Consortium.

ACCT. NO.	LINE ITEM DESCRIPTION	2011-12 ACTUAL	2012-13 BUDGET	2012-13 ESTIMATE	2013-14 ADOPTED	2013-14 MID-YEAR	NOTES/DESCRIPTION
	<i>SALARIES & BENEFITS</i>	0	0	0	0	0	
	<i>OPERATIONS EXPENSES</i>						
1-02-6032	Books & Publications	1,675	1,500	950	1,000		CEB (\$750); Miscellaneous (\$250)
1-02-6052	Travel, Conferences & Meetings	950	1,300	1,000	1,000		League City Attys.; Labor Law; CAALAC
1-02-6053	Memberships & Dues	3,525	3,550	3,550	3,725		State/L.A. Bar Dues (\$625); Labor Consortium (\$3,100)
1-02-6061	Professional Services	120,000	132,000	122,000	122,000		Retainer (\$122K)
1-02-6062	Litigation	31,700	32,000	27,000	32,000		Unanticipated Litigation
1-02-6064	Special Counsel	66,250	80,000	89,000	140,000		Employment Atty. (\$12K); Labor Atty. (\$10K); Cable Atty. (\$2K); City Prosecutor (\$18K); Route 710 Atty. & Consult. (\$62K); Special projects (\$30K); Miscellaneous issues (\$6K)
	Sub-total	224,100	250,350	243,500	299,725	0	
	<i>CAPITAL OUTLAY</i>	0	0	0	0	0	
	TOTAL PROGRAM COSTS	224,100	250,350	243,500	299,725	0	

00021

**CITY OF LA CAÑADA FLINTRIDGE
FY 2013-14 ANNUAL BUDGET**

PROGRAM

FUND

DEPARTMENT

3- CITY MANAGER (Page 1 of 2)

GENERAL

ADMINISTRATION

The City Manager is the chief executive officer appointed by the City Council to manage the day-to-day affairs of the City and to ensure the effective implement of City Council policies and directives. The City Manager is responsible for the enforcement of all local ordinances and laws. The City Manager hires the City staff and monitors and evaluates the performance of contract personnel providing municipal services.

The City Manager's budget funds the City Manager, Senior Management Analyst (Legis.) and part-time Intern positions. Responsibilities of the department include: implementation of City Council policies, goals and directives; preparation of the annual budget; legislative analysis; special events coordination; transportation planning; personnel and benefits administration; Youth Council activities; intergovernmental coordination; Joint Use Committee coordination; purchasing; and response to citizen complaints and concerns.

ACCT. NO.	LINE ITEM DESCRIPTION	2011-12 ACTUAL	2012-13 BUDGET	2012-13 ESTIMATE	2013-14 ADOPTED	2013-14 MID-YEAR	NOTES/DESCRIPTION
	<i>SALARIES & BENEFITS</i>						
1-03-5001	Salaries (Full-time)	273,225	285,950	273,225	285,550		CM; Sr. Mgmt. Anlyst II Intern
1-03-5002	Salaries (Part-time)	23,850	26,600	24,050	27,050		
1-03-5003	Salaries (Other)	1,600	500	25	500		
1-03-5004	Retirement (PERS)	62,525	83,375	57,850	59,400		
1-03-5006	Health Insurance	10,425	10,825	9,650	9,275		1 Retiree
1-03-5010	Medicare	4,450	4,450	4,475	4,650		
1-03-5020	Cafeteria Plan Benefits	22,200	25,500	25,450	25,450		
	Sub-total	398,275	437,200	394,725	411,875	0	

00022

PROGRAM

FUND

DEPARTMENT

3- CITY MANAGER (Page 2 of 2)

GENERAL

ADMINISTRATION

ACCT. NO.	LINE ITEM DESCRIPTION	2011-12 ACTUAL	2012-13 BUDGET	2012-13 ESTIMATE	2013-14 ADOPTED	2013-14 MID-YEAR	NOTES/DESCRIPTION
	<i>OPERATIONS EXPENSES</i>						
1- 03- 6032	Books & Publications	350	450	400	450		Newspapers; Professional Publications
1- 03- 6051	Auto Allowance & Mileage	1,325	2,000	1,500	2,000		
1- 03- 6052	Travel, Conferences, Meetings	8,900	10,300	10,000	10,500		JPIA; SGVCMA; CCCA; LCC; Kiwanis; CALPELRA; SGVCOG; Chamber events; MMASC
1- 03- 6053	Memberships & Dues	550	800	700	800		SGVCMA; MMASC
1- 03- 6054	Employee Educ. & Training	0	500	50	750		
1- 03- 6061	Professional Services	1,000	15,100	6,000	60,000		Strategic Communications consultant
	Sub-total	12,125	29,150	18,650	74,500	0	
	<i>CAPITAL OUTLAY</i>						
1- 03- 8231	Furnishings & Equipment	0	1,000	600	1,000		Miscellaneous
	Sub-total	0	1,000	600	1,000	0	
	TOTAL PROGRAM COSTS	410,400	467,350	413,975	487,375	0	

00023

**CITY OF LA CAÑADA FLINTRIDGE
FY 2013-14 ANNUAL BUDGET**

PROGRAM

FUND

DEPARTMENT

4- CITY CLERK (Page 1 of 2)

GENERAL

CITY CLERK

The City Clerk is responsible for the conduct of municipal elections; serves as the Fair Political Practices Commission filing officer; attests to proper execution of public documents; prepares agendas and takes minutes of City Council meetings; is responsible for the publication of official notices; administers the City-wide records management program. The City Clerk's Office also assists staff and the public in researching information. The City Clerk acts as a notary public and deputy registrar.

The City Clerk's Office is currently staffed by the City Clerk and Administrative Clerk. Responsibilities of the department include support and information services to the public and other departments.

ACCT. NO.	LINE ITEM DESCRIPTION	2011-12 ACTUAL	2012-13 BUDGET	2012-13 ESTIMATE	2013-14 ADOPTED	2013-14 MID-YEAR	NOTES/DESCRIPTION
	<i>SALARIES & BENEFITS</i>						
1-04-5001	Salaries (Full-time)	63,775	82,525	83,500	86,550		City Clerk
1-04-5002	Salaries (Part-time)	51,525	44,825	43,975	45,800		Administrative Clerk (Temp. & Perm.)
1-04-5003	Salaries (Other)	200	500	575	500		
1-04-5004	Retirement (PERS)	20,150	21,625	21,525	20,600		City Clerk; Admin. Clerk (Perm.)
1-04-5006	Health Insurance	21,625	22,075	20,325	20,200		3 Retirees
1-04-5010	Medicare	1,775	1,875	1,925	2,025		
1-04-5011	FICA	1,475	1,475	1,000	1,525		Admin. Clerk (Temp.)
1-04-5020	Cafeteria Plan Benefits	13,650	15,675	15,575	15,675		City Clerk; Admin. Clerk (Perm.)
	Sub-total	174,175	190,575	188,400	192,875	0	

PROGRAM

FUND

DEPARTMENT

4- CITY CLERK (Page 2 of 2)

GENERAL

CITY CLERK

ACCT. NO.	LINE ITEM DESCRIPTION	2011-12 ACTUAL	2012-13 BUDGET	2012-13 ESTIMATE	2013-14 ADOPTED	2013-14 MID-YEAR	NOTES/DESCRIPTION
	<i>OPERATIONS EXPENSES</i>						
1-04-6031	Office Supplies	50	200	200	200		Notary supplies; ordinance/minutes/proclamation paper; binders
1-04-6033	Books & Publications	50	125	125	125		Election Code Book; Election Handbook
1-04-6034	Printing & Publishing	0	0	0	400		Photocopy service (PRA requests)
1-04-6051	Auto Allowance & Mileage	425	450	350	450		Mileage (avg. \$37/mo.)
1-04-6052	Travel, Conferences, Meetings	2,000	2,250	1,000	2,000		CCAC Conf. (\$375); CC Qtrly. Mtgs. (\$200); New Law & Election seminar (\$425); Travel (\$1K)
1-04-6053	Memberships & Dues	550	675	600	675		CCAC; IIMC; ARMA; Notary Public Ins.
1-04-6054	Employee Educ. & Training	1,275	2,200	100	2,000		Technical Training for Clerks Program (\$1,500), Clerk certificate training & IIMC online courses (\$200); Notary Public commission for Admin. Clerk (\$300)
1-04-6061	Professional Services	60,625	27,650	34,500	28,000		MuniCode updates (\$3K); Iron Mtn. Records storage (\$16K); Minutes Preparation (\$6K); Temporary Admin. Clerk assistance (\$3K)
	Sub-total	64,975	33,550	36,875	33,850		
	<i>CAPITAL OUTLAY</i>						
1-04-8231	Furnishings & Equipment	0	500	450	500		
1-04-8239	Document Imaging System	0	5,000	0	0		
	Sub-total	0	5,500	450	500	0	
	TOTAL PROGRAM COSTS	239,150	229,625	225,725	227,225	0	

00025

**CITY OF LA CAÑADA FLINTRIDGE
FY 2013-14 ANNUAL BUDGET**

PROGRAM	FUND	DEPARTMENT
5- PLANNING/BUILDING & SAFETY (Page 1 of 2)	GENERAL	COMMUNITY DEVELOPMENT

The Planning/Building & Safety program is responsible for the development and implementation of the City's goals and policies for land use and building development. The Planning division is responsible for the General Plan update, zoning, project review, code enforcement and regional environmental issues. The Building and Safety division and Building Inspectors are responsible for the implementation and enforcement of the Building Code and related codes (plumbing, electrical, mechanical, etc.), the review of grading and structural plans, the issuance of permits, and on-site inspections.

The Planning/Building & Safety program currently funds the Director of Community Development, Sr. Planner, 2 Planners, 2 Assistant Planners, Clerk-Typist, Clerical Aide, and Planning Intern. The staff provide support to the Planning Commission and Design Commission, both five-member citizen boards appointed by the City Council to publicly review major development projects as well as consider amendments to City planning policies. Under contract with the County of Los Angeles, one Office Manager, one Sr. Building Inspector, and one Building Inspector provide building & safety inspection services to the community.

ACCT. NO.	LINE ITEM DESCRIPTION	2011-12 ACTUAL	2012-13 BUDGET	2012-13 ESTIMATE	2013-14 ADOPTED	2013-14 MID-YEAR	NOTES/DESCRIPTION
	<i>SALARIES & BENEFITS</i>						
1-05-5001	Salaries (Full-time)	577,900	590,275	581,100	593,000		Director; Sr. Planner; 2 Pl.; 2 Asst Pl.; Clerk-Typ. Clerical Aide; Planning Intern 2 employees + 3 Retirees 2 employees 2 employees 5 employees
1-05-5002	Salaries (Part-time)	19,000	32,125	21,625	26,625		
1-05-5003	Salaries (Other)	75	750	125	500		
1-05-5004	Retirement (PERS)	122,700	127,475	113,275	112,675		
1-05-5006	Health Insurance	75,625	84,700	76,100	79,575		
1-05-5007	Vision Insurance	525	525	525	525		
1-05-5009	Dental Insurance	1,025	1,050	1,025	1,050		
1-05-5010	Medicare	9,050	9,250	8,925	9,325		
1-05-5011	FICA	1,175	775	1,275	1,650		
1-05-5020	Cafeteria Plan Benefits	49,275	54,925	49,250	49,300		
	Sub-total	856,350	901,850	853,225	874,225	0	

PROGRAM

FUND

DEPARTMENT

5- PLANNING/BUILDING & SAFETY (Page 2 of 2)

GENERAL

COMMUNITY DEVELOPMENT

ACCT. NO.	LINE ITEM DESCRIPTION	2011-12 ACTUAL	2012-13 BUDGET	2012-13 ESTIMATE	2013-14 ADOPTED	2013-14 MID-YEAR	NOTES/DESCRIPTION
	<i>OPERATIONS EXPENSES</i>						
1-05-6032	Books & Publications	200	500	500	500		Assessors maps; Solano Press Books
1-05-6034	Printing & Publishing	3,850	6,000	6,000	9,000		Zone maps (\$1K); project reproduc. For Zone Ord. (\$5K); DVSP userguide manual (\$1K); EAP & Green & Water brochures (\$1K); Tree guide (\$1K)
1-05-6035	Stipend	8,400	11,000	8,000	11,000		\$500/mtg. x 22 mtgs (PC & DC)
1-05-6051	Auto Allowance & Mileage	75	500	500	500		Mileage (avg. \$42/mo.)
1-05-6052	Travel, Conferences, Meetings	3,200	7,000	7,225	7,000		Planner's Institute/APA conference
1-05-6053	Memberships & Dues	1,350	2,550	1,700	2,500		APA dues; Notary Public Ins., bond, tools
1-05-6054	Employee Educ. & Training	300	1,000	200	1,000		Planning & CEQA Seminars
1-05-6060	L.A. County Contract Services	499,125	540,000	557,000	641,500		Building Inspection Services
1-05-6061	Professional Services	129,500	111,500	111,800	114,000		Contract Architect (\$1K); Code Enforcement Officer (\$100K); Rev. Experts (\$5K); Doc. Edge (\$3K); DVSP manual (\$5K)
1-05-6065	General Plan Implementation	19,300	108,000	108,000	130,000		Zoning Ord./CEQA consultant (\$75K); Housing consultant (\$25K); Subdivision consultant (\$30K)
1-05-6068	Commercial Facade Rehab.	6,000	12,000	12,000	6,000		
1-05-6093	Documents/Recordings	8,975	10,000	10,000	12,000		County Recorder (Cert. of Occup.; Fish & Game)
	Sub-total	680,275	810,050	822,925	935,000	0	
	<i>CAPITAL OUTLAY</i>						
1-05-8231	Furnishings & Equipment	1,100	1,000	600	1,000		Storage/cabinets(\$1,000)
	Sub-total	1,100	1,000	600	1,000	0	
	TOTAL PROGRAM COSTS	1,537,725	1,712,900	1,676,750	1,810,225	0	

00027

**CITY OF LA CAÑADA FLINTRIDGE
FY 2013-14 ANNUAL BUDGET**

PROGRAM

FUND

DEPARTMENT

6- NON-DEPARTMENTAL (Page 1 of 2)

GENERAL

ADMINISTRATION

The Non-Departmental Program includes all expenditures that are unassignable to specific departments or are expenditures that are related to support services.

ACCT. NO.	LINE ITEM DESCRIPTION	2011-12 ACTUAL	2012-13 BUDGET	2012-13 ESTIMATE	2013-14 ADOPTED	2013-14 MID-YEAR	NOTES/DESCRIPTION
	<i>SALARIES & BENEFITS</i>						
1-06-5005	Workers Compensation	110,150	68,750	68,725	84,575		FY13-14 Premium (\$84,575) Retro Incentive (\$0)
1-06-5008	Life Insurance	9,625	9,475	8,775	9,175		
1-06-5012	Leave Buy-back	47,525	46,350	54,050	62,075		Based on anticipated employee participation
1-06-5014	Wellness Program	4,000	5,000	4,500	5,000		Based on anticipated employee participation
1-06-5015	Unemployment	2,050	10,000	1,000	3,000		Unanticipated claims
1-06-5017	Deferred Compensation	19,350	22,000	21,500	22,000		24 x \$500 + 5 x \$2,000
1-06-5018	Survivor Benefit	1,450	1,500	1,525	1,525		
1-06-5031	Miscellaneous Benefits	21,500	22,025	22,025	23,425		Performance Bonus Program
	Sub-total	215,650	185,100	182,100	210,775	0	
	<i>OPERATIONS EXPENSES</i>						
1-06-6031	Office Supplies	42,450	39,000	40,800	40,000		
1-06-6033	Postage	14,550	17,000	15,300	16,000		(\$1,333/mo.)
1-06-6034	Printing & Publishing	41,950	40,500	38,500	40,000		Public Hearing Notices; Legal Notices; Job ads.
1-06-6037	Expendable Equipment	75	500	0	0		
1-06-6038	Lease Agreements	30,350	35,575	30,600	32,925		Caltrans lot (\$3,175); Postage machine (\$3,600) SCE (\$6,900); Off-site Storage (\$3,900); Cerro Negro (\$7,150); Copy machines (\$8,200)
1-06-6039	Side Fund Payoff	0	690,350	690,350	0		One-time payment in FY12-13
1-06-6040	Claim Settlements	750	10,000	10,000	10,000		Settlement of small claims matters
1-06-6041	Insurance Premiums	416,400	236,650	237,025	9,775		Gen. Liab. (\$0); Property (\$6,250); Environmental (\$3,525); Retro Incentive (\$0)
1-06-6042	Surety & Employee Bonds	200	1,200	1,000	925		City Clerk/Treasurer/Notary

00028

PROGRAM

FUND

DEPARTMENT

6- NON-DEPARTMENTAL (Page 2 of 2)

GENERAL

ADMINISTRATION

ACCT. NO.	LINE ITEM DESCRIPTION	2011-12 ACTUAL	2012-13 BUDGET	2012-13 ESTIMATE	2013-14 ADOPTED	2013-14 MID-YEAR	NOTES/DESCRIPTION
	<i>OPERATIONS EXPENSES (cont.)</i>						
1- 06- 6045	Personnel Administration	1,825	4,000	2,000	3,500		Recruitment expenses; pre-employment physicals
1- 06- 6051	Auto Allowance & Mileage	2,600	2,500	2,500	2,500		Gasoline for 2 City vehicles (\$210/mo.)
1- 06- 6052	Travel, Conferences, Meetings	6,700	8,500	7,700	8,000		City Council & Staff Meetings
1- 06- 6054	Employee Educ. & Training	0	3,000	500	3,500		Computer; City policies; safety & risk mgmt. training
1- 06- 6061	Professional Services	55,775	47,025	47,000	42,225		Computer/IT services (\$31,525); ISP (\$4,450); 47 G-App accnts. (\$2,350); Website imprvmts. (\$3K) FTP service (\$900)
1- 06- 7101	Equip. Maint./Service Agrmnts.	21,600	25,375	25,000	26,375		Office equip (\$1,000); computer/server maint. (\$2,000); Accounting software (\$2,000); City vehicles (\$1,500); Comcate cust. serv (\$8,075); Comcate code enf. (\$5,250); Copiers (\$6,200); Soniclear support (\$350)
	Sub-total	635,225	1,161,175	1,148,275	235,725	0	
	<i>CAPITAL OUTLAY</i>						
1- 06- 8237	Computer Equip./Software	22,075	18,000	18,000	35,725		9 computers(\$7,500); AutoCAD computer (\$2,100); AutoCAD software (\$3,625); 9 APC battery back-ups (\$800); 1 B/W network printer (\$950); 1 color network printer (\$1,775); 1 iPad 2 tablet (\$600); 35 MS Office subscriptions (\$5,050); 1 POE switch (\$2,500); 2 Adobe Acrobat Lic. (\$825); Electronic content/agenda mgmt system (\$10K)
1- 06- 8239	Geographical Information System	12,200	6,700	5,200	10,200		ESRI GIS maint. (\$2,100); DataQuick (\$1,600); GIS Consult. (\$5K); XY Maps maint. (\$1,500)
	Sub-total	34,275	24,700	23,200	45,925	0	
	TOTAL PROGRAM COSTS	885,150	1,370,975	1,353,575	492,425	0	

00029

**CITY OF LA CAÑADA FLINTRIDGE
FY 2013-14 ANNUAL BUDGET**

PROGRAM	FUND	DEPARTMENT
8- ELECTIONS (Page 1 of 1)	GENERAL	CITY CLERK

The City Clerk is responsible for the conduct and administration of all municipal elections. As a general law City, elections are held every two years, in March, for the purpose of electing City Council members. In addition, the City may conduct special elections as needed for such purposes as referendums or City Council vacancies. The next general municipal election is scheduled for March, 2013.

ACCT. NO.	LINE ITEM DESCRIPTION	2011-12 ACTUAL	2012-13 BUDGET	2012-13 ESTIMATE	2013-14 ADOPTED	2013-14 MID-YEAR	NOTES/DESCRIPTION
	<i>SALARIES & BENEFITS</i>	0	0	0	0		
	<i>OPERATIONS EXPENSES</i>						
1- 08- 6033	Postage	0	6,700	6,750	0		Vote By Mail, sample ballots & miscellaneous Election materials County Clerk services Mtn. & Chap (\$55,000); Consultant (\$15,000) Eight precincts AV processing & election night personnel; new language requirements
1- 08- 6034	Printing & Publishing	0	3,500	3,000	0		
1- 08- 6060	L.A. County Contract Services	0	2,500	700	0		
1- 08- 6061	Professional Services	0	70,000	69,725	0		
1- 08- 6084	Precinct Workers	0	4,500	3,900	0		
1- 08- 6085	Contingent Reserve	0	500	450	0		
	Sub-total	0	87,700	84,525	0	0	
	<i>CAPITAL OUTLAY</i>						
1- 08- 8231	Furnishings & Equipment	0	4,800	4,500	0		Desk/workstation; cabinet
	Sub-total	0	4,800	4,500	0	0	
	TOTAL PROGRAM COSTS	0	92,500	89,025	0	0	

**CITY OF LA CAÑADA FLINTRIDGE
FY 2013-14 ANNUAL BUDGET**

PROGRAM

FUND

DEPARTMENT

10- FINANCE (Page 1 of 2)

GENERAL

FINANCE

The Finance program reflects the expenditures related to management of the City's finances. The Finance Department is comprised of the Director of Finance, Senior Accountant, Business License Clerk and Account Clerk. The City Treasurer's costs are also included in the Finance Program budget. The City Treasurer is the primary investment officer and manages the investment portfolio of the City. The City Treasurer is appointed by the City Council and provides monthly reports to the City Council on the status of the City's investments. The City Treasurer and Finance Director provide support to the Investment and Financing Advisory Committee, which is made up of volunteer residents appointed by the City Council to provide advice and investment insight on the City's investment decisions.

ACCT. NO.	LINE ITEM DESCRIPTION	2011-12 ACTUAL	2012-13 BUDGET	2012-13 ESTIMATE	2013-14 ADOPTED	2013-14 MID-YEAR	NOTES/DESCRIPTION
	<i>SALARIES & BENEFITS</i>						
1- 10- 5001	Salaries (Full-time)	229,950	255,375	226,900	254,950		Finance Director; Accountant.; Business Lic. Clerk Account Clerk; Treasurer Treasurer
1- 10- 5002	Salaries (Part-time)	64,450	54,825	33,375	53,450		
1- 10- 5003	Salaries (Other)	2,800	4,400	4,275	1,000		
1- 10- 5004	Retirement (PERS)	59,300	62,850	47,750	50,975		
1- 10- 5010	Medicare	4,975	5,075	4,150	4,975		
1- 10- 5011	FICA	900	900	900	900		
1- 10- 5020	Cafeteria Plan Benefits	32,025	35,100	26,950	35,225		
	Sub-total	394,400	418,525	344,300	401,475	0	

00031

PROGRAM

FUND

DEPARTMENT

10- FINANCE (Page 2 of 2)

GENERAL

FINANCE

ACCT. NO.	LINE ITEM DESCRIPTION	2011-12 ACTUAL	2012-13 BUDGET	2012-13 ESTIMATE	2013-14 ADOPTED	2013-14 MID-YEAR	NOTES/DESCRIPTION
	<i>OPERATIONS EXPENSES</i>						
1- 10- 6032	Books & Publications	300	350	325	350		WSJ; Miscellaneous
1- 10- 6051	Auto Allowance & Mileage	0	125	125	125		Average \$10/mo.
1- 10- 6052	Travel, Conferences, Meetings	150	700	650	700		CSMFO;CMTA; IFAC
1- 10- 6053	Memberships & Dues	800	800	750	800		CSMFO, CMTA, GFOA
1- 10- 6054	Employee Education & Training	825	2,300	2,100	2,700		Miscellaneous
1- 10- 6061	Professional Services	199,625	208,850	194,025	168,900		Auditor (\$63K); St. Controller (\$2K); ADP fees (\$10K); BofA (\$2,500); LA Co. fee for collection of property taxes (\$59,975); HdL Consult. fees (\$7,950); PFM Invest. Advisors (\$17,500); BofNY Safekeeping (\$1,750); HdL Bus. Lic. Software (\$2,450); ComputerWorks (\$1,325); CAFR Award (\$450)
	Sub-total	201,700	213,125	197,975	173,575		
	<i>CAPITAL OUTLAY</i>						
	Sub-total	0	0	0	0	0	
	TOTAL PROGRAM COSTS	596,100	631,650	542,275	575,050	0	

00032

**CITY OF LA CAÑADA FLINTRIDGE
FY 2013-14 ANNUAL BUDGET**

PROGRAM

FUND

DEPARTMENT

21- PUBLIC SAFETY (Page 1 of 2)

GENERAL

ADMINISTRATION

The Public Safety program encompasses programs and services related to the protection of the general health, safety and welfare of the community. Under various funding arrangements, many public safety services are provided by the County of Los Angeles including law enforcement, fire protection/paramedics and ambulance service. The Pasadena Humane Society provides animal care, control and sheltering services. In addition, the Public Safety program supports the Success Through Awareness Resistance ("STAR") program presented in the schools as well as provides for graffiti abatement and the contracting of crossing guards at the various local school sites.

A Public Safety Coordinator is assigned the implementation aspects of the City's emergency preparedness efforts. In addition, the Public Safety Coordinator provides primary staff support to the Public Safety Commission, a five-member advisory Commission appointed by the City Council to monitor and make recommendations on matters involving the City's public safety and emergency preparedness efforts. A Volunteer Emergency Response Team ("VERT"), comprised of community volunteers, is trained to assist the City in responding to catastrophic, emergency and significant community events, should the need arise.

ACCT. NO.	LINE ITEM DESCRIPTION	2011-12 ACTUAL	2012-13 BUDGET	2012-13 ESTIMATE	2013-14 ADOPTED	2013-14 MID-YEAR	NOTES/DESCRIPTION
	<i>SALARIES & BENEFITS</i>						
1- 21- 5001	Salaries (Full-time)	70,450	74,200	70,325	75,275		SMA/Public Safety Coordinator
1- 21- 5004	Retirement (PERS)	14,825	15,500	13,675	14,300		
1- 21- 5010	Medicare	1,075	1,125	1,125	1,275		
1- 21- 5020	Cafeteria Plan Benefits	9,800	9,775	9,775	9,775		
	Sub-total	96,150	100,600	94,900	100,625	0	

PROGRAM

FUND

DEPARTMENT

21- PUBLIC SAFETY (Page 2 of 2)

GENERAL

ADMINISTRATION

ACCT. NO.	LINE ITEM DESCRIPTION	2011-12 ACTUAL	2012-13 BUDGET	2012-13 ESTIMATE	2013-14 ADOPTED	2013-14 MID-YEAR	NOTES/DESCRIPTION
<i>OPERATIONS EXPENSES</i>							
1- 21- 6030	Materials/Supplies	225	300	300	300		Signs/vests
1- 21- 6032	Books & Publications	0	100	100	100		Emergency guides/information
1- 21- 6034	Printing & Publishing	475	600	300	500		Hazard Mitigation Plan
1- 21- 6035	Stipend	1,750	2,875	1,700	2,875		\$250/mtg. x 11 mtgs. + \$125
1- 21- 6038	Lease Agreements	8,750	8,750	8,750	8,750		Annual CRISCOM fee (Reverse 9-1-1 system)
1- 21- 6052	Travel, Conferences, Meetings	4,150	3,000	3,000	3,000		Commission; Staff; SAD; Captain
1- 21- 6054	Employee Educ. & Training	150	500	575	825		CSTI Training (2 staff members)
1- 21- 6055	L.A. Co. Sheriff's STAR Program	32,300	36,000	31,775	35,425		2.4% increase; Partial reimburse: St. Bedes (\$5,200)
1- 21- 6056	Sheriff's Liability Insurance	0	106,225	104,000	108,450		4% of all Sheriff's costs, incl. SLESF (waived for 11-12)
1- 21- 6057	L.A. Co. Sheriff's Spc. Assign. Dep.	163,275	223,175	222,575	228,525		City liaison deputy/School Resource Officer
1- 21- 6058	L.A. Co. Sheriff's Overtime	51,050	84,000	40,000	186,000		Gen. (\$152K); Fiesta Days (\$21K); Float escort (\$3K); Rn for Hgry. (\$5K); Fun Run (\$5K)
1- 21- 6059	L.A. Co. Sheriff's Department	2,091,725	2,147,025	2,136,850	2,198,550		Incl. 2.4% increase
1- 21- 6061	Professional Services	80,425	89,375	106,525	88,050		Pred. animals/census (\$4,500); cross. guards (\$80,550) Radio narrow-banding (\$3K)
1- 21- 6070	Pasadena Humane Society	46,600	50,000	47,000	48,000		Animal control services
1- 21- 6081	Programs (Public Safety Comm.)	650	5,000	600	3,000		Public Education (\$500); Misc. (\$2,500)
1- 21- 6082	Emergency Preparedness	1,500	1,500	1,500	2,000		Exercises; rotate supplies/materials
1- 21- 6083	VERT Program	1,025	2,000	2,000	2,000		Level II CERT ongoing program
1- 21- 7101	Equip. Maint./Service Agr.	2,450	1,500	1,500	1,000		City radios maintenance; radar repair/re-certification
1- 21- 7114	Graffiti Abatement	350	1,500	2,725	2,000		Graffiti removal (labor/materials)
	Sub-total	2,486,850	2,763,425	2,711,775	2,919,350	0	
<i>CAPITAL OUTLAY</i>							
1- 21- 8231	Furnishings & Equipment	11,150	0	0	0		
	Sub-total	11,150	0	0	0	0	
TOTAL PROGRAM COSTS		2,594,150	2,864,025	2,806,675	3,019,975	0	

00034

**CITY OF LA CAÑADA FLINTRIDGE
FY 2013-14 ANNUAL BUDGET**

PROGRAM

FUND

DEPARTMENT

31- RECREATION & HUMAN SERVICES (Page 1 of 2)

GENERAL

ADMINISTRATION

The Recreation & Human Services program provides funding for contracted recreation programs as well as support to community and human services organizations. The City contracts with the Community Center of La Canada Flintridge for community teen and other recreation programs. In addition, the City funds a series of community concerts ("Music in the Park") and beach excursions which are held during the Summer months. The City also provides funding to the La Canada Flintridge Leisure Club and Crescenta-Canada YMCA in support of local senior citizen programs. The City's Skate Park program, a Joint Use effort with the LCUSD, is included within this program budget as is funding for the Joint Use Library, located at La Canada High School. Funding for various civic and community organizations, as "Contributions to Community Groups", are also included in this program.

The Recreation & Human Services program funds the Director of Administrative Services and Sr. Management Analyst positions that provide primary support to the Parks and Recreation Commission, a five-member advisory body appointed by the City Council to review and oversee local recreation and human services needs. This program also funds the part-time Recreation Specialists who provide adult supervision at the City's skate park facility.

ACCT. NO.	LINE ITEM DESCRIPTION	2011-12 ACTUAL	2012-13 BUDGET	2012-13 ESTIMATE	2013-14 ADOPTED	2013-14 MID-YEAR	NOTES/DESCRIPTION
	<i>SALARIES & BENEFITS</i>						
1- 31- 5001	Salaries (Full-time)	214,575	224,625	218,725	228,775		Director of Admin. Services; Sr. Mgmt. Analyst II Recreation Specialists (4)
1- 31- 5002	Salaries (Part-time)	18,000	21,450	19,400	21,675		
1- 31- 5004	Retirement (PERS)	45,475	46,950	42,550	43,475		
1- 31- 5010	Medicare	3,725	3,850	3,825	4,075		
1- 31- 5011	FICA	1,125	1,325	1,300	1,350		
1- 31- 5020	Cafeteria Plan Benefits	19,550	19,550	19,550	19,550		
	Sub-total	302,450	317,750	305,350	318,900	0	Director; Sr. Management Analyst

PROGRAM

FUND

DEPARTMENT

31- RECREATION & HUMAN SERVICES (Page 2 of 2)

GENERAL

ADMINISTRATION

ACCT. NO.	LINE ITEM DESCRIPTION	2011-12 ACTUAL	2012-13 BUDGET	2012-13 ESTIMATE	2013-14 ADOPTED	2013-14 MID-YEAR	NOTES/DESCRIPTION
	<i>OPERATIONS EXPENSES</i>						
1- 31- 6032	Books & Publications	50	75	0	75		NPRS
1- 31- 6034	Printing & Publishing	0	125	0	125		LCHS Boosters programs/advertisement
1- 31- 6035	Stipend	2,700	2,750	2,350	2,750		\$250/mtg. x 11 mtgs.
1- 31- 6051	Auto Allowance & Mileage	1,250	1,375	1,150	1,375		Average \$115/mo. x 12 mos.
1- 31- 6052	Travel, Conferences & Meetings	3,850	4,750	4,725	4,825		CCCA; JPIA; MMASC; SCPLRC; LACPR; LCW
1- 31- 6053	Memberships & Dues	300	400	325	400		CPRS; MMASC; SCP; CalPELRA; League CM
1- 31- 6064	Lighting (School Fields)	13,550	12,250	12,600	12,500		User groups
1- 31- 6073	Contributions to Comm. Groups	264,825	191,500	189,375	196,075		TofR (\$14,075); CoFC (\$100K); YMCA (\$30K)
							LCHS Music Parents (\$5K); One City/ Book (\$1,500);
							Leisure Club (\$3,500); Valley Beautiful (\$10K);
							Comm. Center (\$26,500); LCFCC (\$500); Descanso (\$5K)
1- 31- 6081	Programs (Recreation)	31,400	28,450	28,850	31,500		Prgms./Special Events (\$500); Music/Movies-in-the-Park - 14 concerts & 1 movie (\$28,500); Community Center sponsorship (\$2,500)
1- 31- 6085	Youth Council Activities	700	1,000	300	1,000		
1- 31- 6086	Joint Use Library	67,725	65,000	60,975	65,000		
1- 31- 6087	Skate Park	275	400	575	400		Supplies
	Sub-total	386,625	308,075	301,225	316,025	0	
	<i>CAPITAL OUTLAY</i>						
1- 31- 8231	Furnishings & Equipment	11,975	21,200	10,575	24,625		LCHS Var./JV BB field light cab. (\$14,500); Comm. Center entry mod. (\$8,925); FIS play equip (\$1,200)
	Sub-total	11,975	21,200	10,575	24,625	0	
	TOTAL PROGRAM COSTS	701,050	647,025	617,150	659,550	0	

00036

**CITY OF LA CAÑADA FLINTRIDGE
FY 2013-14 ANNUAL BUDGET**

PROGRAM

FUND

DEPARTMENT

42- PUBLIC WORKS (Page 1 of 2)

GENERAL

PUBLIC WORKS

The Public Works program is responsible for maintaining and improving the City's infrastructure. Responsibilities include: street and sidewalk construction; street maintenance and repair; median construction and maintenance; street and traffic lighting; street sweeping; facilities maintenance; engineering; roadside tree inventory and maintenance.

The Public Works program is staffed by the Public Works Director, City Engineer, Administrative Assistant and Public Works Inspector. Other positions assist the Director and have been relected in other program divisions of this budget. In addition to the Public Works staff and a consultant Traffic Engineer, the Public Works Commission, a five-member advisory body appointed by the City Council, makes recommendations on needed improvements to the City's infrastructure.

ACCT. NO.	LINE ITEM DESCRIPTION	2011-12 ACTUAL	2012-13 BUDGET	2012-13 ESTIMATE	2013-14 ADOPTED	2013-14 MID-YEAR	NOTES/DESCRIPTION
	<i>SALARIES & BENEFITS</i>						
1-42-5001	Salaries (Full-time)	375,200	387,325	375,500	389,950		Director; Mgmt. Analyst; City Engineer; P.W. Insp. Part time P.W. Insp.
1-42-5002	Salaries (Part-time)	9,000	9,025	5,000	9,025		
1-42-5003	Salaries (Other)	325	0	0	0		
1-42-5004	Retirement (PERS)	80,250	80,950	73,175	74,100		2 Retirees
1-42-5006	Health Insurance	19,675	22,175	14,500	13,900		
1-42-5010	Medicare	6,050	5,950	5,900	6,200		
1-42-5011	FICA	575	550	300	550		
1-42-5020	Cafeteria Plan Benefits	37,400	37,300	37,300	37,300		
	Sub-total	528,475	543,275	511,675	531,025	0	3 employees + 80% of P.W. Insp.

00037

PROGRAM

FUND

DEPARTMENT

42- PUBLIC WORKS (Page 2 of 2)

GENERAL

PUBLIC WORKS

ACCT. NO.	LINE ITEM DESCRIPTION	2011-12 ACTUAL	2012-13 BUDGET	2012-13 ESTIMATE	2013-14 ADOPTED	2013-14 MID-YEAR	NOTES/DESCRIPTION
<i>OPERATIONS EXPENSES</i>							
1-42-6030	Materials/Supplies	2,025	3,000	2,300	2,500		Supplies (\$1,200); Flags (\$1,300)
1-42-6032	Books & Publications	675	675	375	500		Resource & Reference Material
1-42-6034	Printing & Publishing	300	500	250	500		Miscellaneous
1-42-6035	Stipend	1,950	2,875	1,850	2,875		\$250/mtg. x 11 mtgs. + \$125
1-42-6051	Auto Allowance & Mileage	1,750	2,000	1,600	1,800		Mileage (average \$150/mo.)
1-42-6052	Travel, Conferences & Meetings	2,500	3,300	2,800	3,300		MSA; APWA; PWOI; LCC; MMASC
1-42-6053	Memberships & Dues	200	500	375	500		MSA; PWO; Street Tree Association
1-42-6054	Employee Educ. & Training	0	500	100	800		Seminars; tuition
1-42-6061	Professional Services	254,225	311,375	290,400	386,375		Traf. Engineer (\$138,375); Flag Hang. (\$10K); Arborist (\$15K); Consultant Engineers (\$130K); Pavement Mgmt. (\$5K); Arborist Emer Resp (\$3K); Misc (\$10K) Traffic eval - Foothill & ACH (\$75K)
1-42-7113	Street Maintenance	0	212,300	202,300	212,000		Annual maintenance (\$184K); Street signs (\$18K) Miscellaneous (\$10K)
1-42-7120	Tree Trimming	362,425	493,700	493,700	498,700		Grid pruning program & as-needed services
1-42-7121	Tree Spraying & Inspection	51,875	50,000	52,000	53,000		Deodar Spray (\$25K); General (\$25K); Misc. (\$3K)
1-42-7123	Replanting of Trees	13,075	15,000	17,500	16,000		
	Sub-total	691,000	1,095,725	1,065,550	1,178,850	0	
<i>CAPITAL OUTLAY</i>							
1-42-8231	Furnishings & Equipment	3,925	4,000	4,000	4,000		Various PW workstations & Dept. improvements
1-42-8237	Computer Equip./Software	0	1,500	1,475	0		
1-42-8238	Miscellaneous Concrete Repairs	0	0	0	100,000		Previously budgeted in Fund 31 (Capital Projects)
1-42-8239	Street Improvements	13,225	7,000	6,500	7,000		Unanticipated improvements
	Sub-total	17,150	12,500	11,975	111,000	0	
	TOTAL PROGRAM COSTS	1,236,625	1,651,500	1,589,200	1,820,875	0	

00038

**CITY OF LA CAÑADA FLINTRIDGE
FY 2013-14 ANNUAL BUDGET**

PROGRAM

FUND

DEPARTMENT

45- PARKS & LANDSCAPE (Page 1 of 3)

GENERAL

PUBLIC WORKS

The Parks & Landscape program is responsible for the maintenance and care of greenscape in the City's parks and median sites. Services are provided under contract with a private landscape maintenance firm. In addition, the program funds on-going maintenance of school district fields and tennis courts as required under the Joint Use Agreement between the City and the La Canada Unified School District. The majority of the City's trail system is maintained by the Los Angeles County Parks & Recreation Department, however, trails located in Cherry Canyon are maintained by the City's landscape maintenance contractor. The Parks & Landscape program receives staff support from the Senior Management Analyst II, Management Aide, Facilities Maintenance Superintendent and Clerk-Typist.

ACCT. NO.	LINE ITEM DESCRIPTION	2011-12 ACTUAL	2012-13 BUDGET	2012-13 ESTIMATE	2013-14 ADOPTED	2013-14 MID-YEAR	NOTES/DESCRIPTION
	<i>SALARIES & BENEFITS</i>						
1-45-5001	Salaries (Full-time)	277,925	285,300	280,725	286,100		Sr. M. Analyst II; M. Aide; Fac. Maint. Spt.; Clrk-Typ.
1-45-5003	Salaries (Other)	25	1,000	50	500		
1-45-5004	Retirement (PERS)	58,925	59,650	54,575	54,350		
1-45-5010	Medicare	4,300	4,225	4,200	4,375		
1-45-5020	Cafeteria Plan Benefits	39,350	39,250	39,250	39,250		
	Sub-total	380,525	389,425	378,800	384,575	0	

PROGRAM

FUND

DEPARTMENT

45- PARKS & LANDSCAPE (Page 2 of 3)

GENERAL

PUBLIC WORKS

ACCT. NO.	LINE ITEM DESCRIPTION	2011-12 ACTUAL	2012-13 BUDGET	2012-13 ESTIMATE	2013-14 ADOPTED	2013-14 MID-YEAR	NOTES/DESCRIPTION
	<i>OPERATIONS EXPENSES</i>						
1- 45- 6023	Water	138,850	110,000	116,000	120,000		Parks, medians, Joint-Use fields
1- 45- 6027	Electricity	26,150	21,350	25,500	25,000		Memorial Park Restrooms; irrigation controllers; Holiday lights
1- 45- 6030	Materials/Supplies	2,700	3,500	2,800	3,000		Irrig. parts (\$2K); RR supplies (\$275); bulbs (\$275) keys/locks (\$100); signs (\$250); Misc (\$100)
1- 45- 6032	Books & Publications	0	50	50	50		Trade publications
1- 45- 6034	Printing and Publishing	0	50	50	50		Miscellaneous printing
1- 45- 6052	Travel, Conferences & Meetings	75	700	300	700		Conferences (\$500); meetings (\$200)
1- 45- 6053	Memberships & Dues	275	300	250	300		MMASC; MSA; Turf Association
1- 45- 6054	Employee Educ. & Training	0	600	200	600		Seminars/tuition
1- 45- 6061	Professional Services	55,775	30,000	22,000	52,000		Vector Control Services (\$25K); Annexation (\$27K)
1- 45- 6073	Contributions to Comm. Groups	275	1,000	200	1,000		Eagle Scout projects (5 x \$200 ea.)
1- 45- 7105	Park Maintenance	189,975	181,750	189,550	193,000		Contractor (\$150K); vandalism (\$1,500); electrical (\$1,500); Custodial (\$21,750); safety/repair (\$4K); Mayors' Disc. Park (\$5K); Passive Park (\$3K); Ult. Dest. Point (\$5,250); Misc. (\$1K)
1- 45- 7107	Joint Use Site Maintenance	299,575	282,000	285,900	285,000		Contractor (\$280K); Repair (\$1K); Facility signage (\$1K); Vandalism repair (\$1K) Electrical (\$1K); Fence repair (\$1K)
1- 45- 7109	Median & Right-of-Way Maint.	62,325	65,500	60,000	62,000		Contractor (\$51K); Vandalism repair (\$1K); Holiday lights (\$500); Old Town Medians (\$1,200); Electric. maint. (\$4,300); Utility improv. (\$4K)
1- 45- 7110	Trail Maintenance & Easements	19,200	19,000	19,000	19,000		Contractor (\$11,500); signs (\$500); Loop Tr. III (\$5K); Misc (\$2K)
1- 45- 7118	Property Maintenance	41,125	38,000	39,500	39,000		Hall Cyn. (\$4,725); Cherry Cyn. (\$15,750); Cerro N. (\$4,500); Rockridge (\$3,925); Wimbledon (\$1,275); Descanso Trail (\$8K); Misc (\$825)
	Sub-total	836,300	753,800	761,300	800,700	0	

00040

PROGRAM

FUND

DEPARTMENT

45- PARKS & LANDSCAPE (Page 3 of 3)

GENERAL

PUBLIC WORKS

ACCT. NO.	LINE ITEM DESCRIPTION	2011-12 ACTUAL	2012-13 BUDGET	2012-13 ESTIMATE	2013-14 ADOPTED	2013-14 MID-YEAR	NOTES/DESCRIPTION
	<i>CAPITAL OUTLAY</i>						
1-45- 8231	Furnishings & Equipment	0	500	500	500		2 trash cans at school fields
	Sub-total	0	500	500	500	0	
	TOTAL PROGRAM COSTS	1,216,825	1,143,725	1,140,600	1,185,775	0	

00041

**CITY OF LA CAÑADA FLINTRIDGE
FY 2013-14 ANNUAL BUDGET**

PROGRAM

FUND

DEPARTMENT

48- CITY HALL (Page 1 of 1)

GENERAL

PUBLIC WORKS

In 1991, the City Council established the LCF Public Improvement Corporation ("PIC") for the purpose of arranging and executing Certificates of Participation ("COPs") to finance the purchase of an office building located at 1327 Foothill Boulevard for use as a City Hall. COPs, in the amount of \$1.2 million, were issued to finance the purchase. In 2009, the City Council authorized the call and payment of the outstanding COPs. Subsequently, ownership and title of the building was transferred from the PIC to the City. The City Hall program includes all expenditures related to the maintenance, use and improvement of the building.

ACCT. NO.	LINE ITEM DESCRIPTION	2011-12 ACTUAL	2012-13 BUDGET	2012-13 ESTIMATE	2013-14 ADOPTED	2013-14 MID-YEAR	NOTES/DESCRIPTION
	<i>SALARIES & BENEFITS</i>	0	0	0	0	0	
	<i>OPERATIONS EXPENSES</i>						
1- 48- 6021	Telephone	21,325	22,800	24,000	22,800		Avg. \$1,900/mo. x 12 mos.
1- 48- 6023	Water	850	900	925	925		
1- 48- 6027	Electricity	22,125	21,000	20,175	21,000		
1- 48- 6029	Gas	1,025	1,300	1,600	1,500		
1- 48- 6037	Custodial Service	13,450	14,000	13,850	14,500		Contractor (\$12,500); Supplies (\$1,500); Misc. (\$500)
1- 48- 6061	Professional Services	775	775	775	775		Security System Lease
1- 48- 7103	Building Maintenance	9,925	12,000	12,500	13,000		Miscellaneous
1- 48- 7104	General Maintenance	4,625	6,000	8,000	7,000		Plumbing, electrical, service agreements
1- 48- 7106	Landscape Maintenance	6,375	9,000	6,800	6,800		Contractor (\$6,200); plants (\$600)
	Sub-total	80,475	87,775	88,625	88,300	0	
	<i>CAPITAL OUTLAY</i>						
1- 48- 8231	Furnishings & Equipment	5,750	8,000	2,500	5,000		Desk/cabinets (\$4K); Misc. (\$1K)
1- 48- 8233	Building Improvements	15,475	19,225	18,500	9,000		Roof repairs (\$3,500); Calsense link: City Hall to Cerro N. (\$4,500); Misc. (\$1K)
	Sub-total	21,225	27,225	21,000	14,000	0	
	TOTAL PROGRAM COSTS	101,700	115,000	109,625	102,300	0	

00042

**CITY OF LA CAÑADA FLINTRIDGE
FY 2013-14 ANNUAL BUDGET**

PROGRAM

FUND

DEPARTMENT

49- LANTERMAN HOUSE (Page 1 of 1)

GENERAL

PUBLIC WORKS

The Lanterman House, located at 4420 Encinas Drive, was presented to the City as a gift from the Lanterman Family in January, 1985. The house was built in 1915 by the Lanterman family and still contains all of the original furnishings. Plans to remodel and refurbish the house into a museum and limited cultural center have been completed and can now be enjoyed by the entire community and local historians. A grant from the State of California was received by the City to aid in the restoration process.

The City Council established the Lanterman Historical Museum Foundation to oversee continuing operations for the reconstruction and management of the Lanterman House Museum. The Lanterman House program contains funding for the day-to-day management and operations of the facility as well as other obligations that are consistent with provisions of the Lanterman Foundation Agreement.

ACCT. NO.	LINE ITEM DESCRIPTION	2011-12 ACTUAL	2012-13 BUDGET	2012-13 ESTIMATE	2013-14 ADOPTED	2013-14 MID-YEAR	NOTES/DESCRIPTION
	<i>SALARIES & BENEFITS</i>	0	0	0	0		
	<i>OPERATIONS EXPENSES</i>						
1- 49- 6021	Telephone	850	825	900	850		
1- 49- 6023	Water	3,525	2,900	4,000	4,000		
1- 49- 6027	Electricity	3,225	3,500	3,200	3,300		
1- 49- 6029	Gas	925	1,200	800	1,000		
1- 49- 6061	Professional Services	2,325	2,500	2,400	2,500		
1- 49- 6073	Contributions to Comm. Groups	87,125	91,700	91,700	93,400		Security System Found. Agrmt. (\$41,550); Exec. Dir./Payroll (\$51,850)
1- 49- 7103	Building Maintenance	7,675	5,000	5,200	5,500		Unanticipated repairs
1- 49- 7106	Landscape Maintenance	10,450	10,000	9,000	10,000		Contractor (\$10K)
	Sub-total	116,100	117,625	117,200	120,550	0	
	<i>CAPITAL OUTLAY</i>						
1- 49- 8233	Building Improvements	8,100	9,000	9,000	10,100		Concrete work (\$3,200); Security Sys. (\$4,900); Masonry work (\$2K)
	Sub-total	8,100	9,000	9,000	10,100	0	
	TOTAL PROGRAM COSTS	124,200	126,625	126,200	130,650	0	

**CITY OF LA CAÑADA FLINTRIDGE
FY 2013-14 ANNUAL BUDGET**

PROGRAM

FUND

DEPARTMENT

50- LANTERMAN AUDITORIUM (Page 1 of 1)

GENERAL

ADMINISTRATION

The Lanterman Auditorium program identifies and provides funding for personnel, operations and maintenance for the Lanterman Auditorium facility. The Lanterman Auditorium is owned by the La Canada Unified School District and operated and maintained by the City under the Joint Use Agreement.

ACCT. NO.	LINE ITEM DESCRIPTION	2011-12 ACTUAL	2012-13 BUDGET	2012-13 ESTIMATE	2013-14 ADOPTED	2013-14 MID-YEAR	NOTES/DESCRIPTION
	<i>SALARIES & BENEFITS</i>						
1- 50- 5002	Salaries (Part-time)	41,100	40,875	40,525	42,000		3 Part-Time employees Anticipated overtime
1- 50- 5003	Salaries (Other)	350	1,200	350	500		
1- 50- 5004	Retirement (PERS)	6,225	6,125	5,200	5,750		
1- 50- 5010	Medicare	700	725	675	725		
1- 50- 5011	FICA	725	725	1,000	725		
1- 50- 5020	Cafeteria Plan Benefits	5,750	5,750	5,750	5,750		
	Sub-total	54,850	55,400	53,500	55,450	0	
	<i>OPERATIONS EXPENSES</i>						
1- 50- 6023	Water	4,400	4,850	4,450	4,500		Carpet cleaning (3 x \$625 each) Stage floor maint. (\$2,750); Clean concrete floor (\$1K) Entry area paint (\$550); Replace restroom exhaust fan (\$850); Aisle lighting repair (\$850); Misc. (\$500)
1- 50- 6027	Electricity	8,650	9,000	8,500	8,500		
1- 50- 6029	Gas	2,750	3,000	2,875	3,000		
1- 50- 6037	Custodial Service	8,900	8,425	9,025	8,625		
1- 50- 6061	Professional Services	1,575	1,875	1,550	1,875		
1- 50- 7103	Building Maintenance	4,425	5,875	5,600	6,500		
	Sub-total	30,700	33,025	32,000	33,000	0	
	<i>CAPITAL OUTLAY</i>						
1- 50- 8233	Building Improvements	0	6,250	6,250	28,650		Grn Rm carpet replace (\$5,850); Light ctrl equip (\$22,800)
	Sub-total	0	6,250	6,250	28,650	0	
	TOTAL PROGRAM COSTS	85,550	94,675	91,750	117,100	0	

00044

**CITY OF LA CAÑADA FLINTRIDGE
FY 2013-14 ANNUAL BUDGET**

PROGRAM

FUND

DEPARTMENT

53- STORM WATER MGMT. (NPDES) (Page 1 of 1)

GENERAL

PUBLIC WORKS

ACCT. NO.	LINE ITEM DESCRIPTION	2011-12 ACTUAL	2012-13 BUDGET	2012-13 ESTIMATE	2013-14 ADOPTED	2013-14 MID-YEAR	NOTES/DESCRIPTION
	<i>SALARIES & BENEFITS</i>						
1- 53- 5001	Salaries (Full-time)	13,350	14,225	14,225	14,225		20% Public Works Inspector
1- 53- 5004	Retirement (PERS)	2,800	2,975	2,975	2,700		
1- 53- 5010	Medicare	200	225	225	250		
1- 53- 5020	Cafeteria Plan Benefits	1,950	1,950	1,950	1,950		20% of one employee
	Sub-total	18,300	19,375	19,375	19,125	0	
	<i>OPERATIONS EXPENSES</i>						
1- 53- 6030	Materials/Supplies	0	500	350	300		NPDES related supplies
1- 53- 6032	Books & Publications	0	50	50	50		
1- 53- 6033	Postage	0	500	250	500		
1- 53- 6034	Printing & Publishing	0	1,000	500	1,000		
1- 53- 6054	Employee Educ. & Training	0	200	175	200		
1- 53- 6060	L.A. Co. Contract Services	13,625	22,000	15,000	15,000		Restaurant/Commercial Inspections
1- 53- 6061	Professional Services	56,200	71,000	65,000	121,500		Sep. sys. inventory (5K); NPDES permit consultant (45K); Plan Check training (55K); LA Riv. Watershed plan (515K); BMP database (54K); Pub. Facil. database (2,500); Illicit disch. (55K); Pub information program (30K); Earth-disturb database (10K)
1- 53- 6173	Interagency Projects	0	23,325	0	26,075		LA River Metals TMDL Study
	Sub-total	69,825	118,575	81,325	164,625	0	
	<i>CAPITAL OUTLAY</i>		0	0	0		
	TOTAL PROGRAM COSTS	88,125	137,950	100,700	183,750	0	

00045

**SPECIAL FUND PROGRAM EXPENDITURES
& FUND BALANCE**

**CITY OF LA CAÑADA FLINTRIDGE
FY 2013-14 ANNUAL BUDGET
FUND BALANCE**

PROGRAM

DEPARTMENT

GENERAL (Page 1 of 2)

FUND - 1

ADMINISTRATION

ACCT. NO.	DESCRIPTION	2011-12 ACTUAL	2012-13 BUDGET	2012-13 ESTIMATE	2013-14 ADOPTED	2013-14 MID-YEAR	NOTES/DESCRIPTION
<i>AVAILABLE FUNDS:</i>							
	BEGINNING FUND BALANCE:	14,752,900	14,320,925	14,545,300	13,608,050		
	General Fund (Operating) Revenues	11,405,150	11,484,850	11,541,025	11,567,275		
	Operating Reimbursements:						
	Reimbursement - Traffic Safety (2)	100,000	90,000	41,750	90,000		Reimbursement of law enforcement costs
	Reimbursement - CDBG (11)	4,475	0	0	0		Salary reimbursement (Project admin.)
	Reimbursement - Sanitation (20)	42,375	0	0	0		District formation cost reimbursement
	Reimbursement - Sewer Redemp. (22)	14,250	13,075	14,050	13,050		District 1 staff costs reimbursement
	Reimbursement - Sewer Redemp. (25)	21,300	19,950	20,850	19,850		District 2 staff costs reimbursement
	Reimbursement - Prop. A (30)	47,425	50,375	50,375	50,175		Salary reimbursement
	Reimbursement - JAG Grant (33)	10,300	0	0	0		Reimbursement of law enforcement costs
	Reimbursement - Solid Waste (32)	186,850	193,800	193,800	190,325		Salary reimbursement
	Reimbursement - Sewer Redemp. (42)	21,375	19,050	20,625	18,950		District 3 staff costs reimbursement
	Sub-total: Operating Reimbursements	448,350	386,250	341,450	382,350	0	
	Transfers In/Other Direct Revenues (to Reserves):						
	FHWA Disaster Reimbursement	6,625	0	0	0		Jan./Feb. 2005 Rainstorm
	FEMA Disaster Reimbursement	0	0	14,650	0		Jan./Feb. 2005 Rainstorm
	Subtotal - Transfers In/Other Direct:	6,625	0	14,650	0	0	
	TOTAL AVAILABLE FUNDS:	26,613,025	26,192,025	26,442,425	25,557,675	0	

00046

PROGRAM

FUND BALANCE

DEPARTMENT

GENERAL (Page 2 of 2)

FUND - 1

ADMINISTRATION

ACCT NO.	DESCRIPTION	2011-12 ACTUAL	2012-13 BUDGET	2012-13 ESTIMATE	2013-14 ADOPTED	2013-14 MID-YEAR	NOTES/DESCRIPTION
<i>EXPENDITURES & TRANSFERS:</i>							
	Operating Budget Expenditures	10,190,550	11,697,825	11,284,875	11,287,375		
	Disaster Expenditures	320,050	0	0	0		
From Operating Budget:							
	Transfer Out - To Bonds & Grants (4)	12,500	0	0	0		Passive Park
	Transfer Out - To Proposition C (29)	70,000	0	0	0		W. Fthl Bike Ln./Alta Canyon Sidewalk
	Transfer Out - To Capital Projects (31)	712,800	667,275	667,275	528,750		See Schedule CP-1A
	Transfer Out - To SLESF Fund (35)	61,825	65,450	42,175	64,450		For Traffic Investigator position (difference)
	Transfer Out - To AQMD Fund (37)	15,000	0	0	0		For tree planting project
	Subtotal - Transfers to Other Funds	872,125	732,725	709,450	593,200	0	
	Transfer to Reserves - for OPEB	0	65,550	65,550	69,050		
	Subtotal - From Operating Budget	872,125	798,275	775,000	662,250		
From Reserves:							
	Transfer Out - To Bonds & Grants (4)	80,000	304,500	304,500	0		For Flint II, Passive Park
	Transfer Out - To Capital Projects (31)	605,000	470,000	470,000	0		See Schedule CP-1B
	Subtotal - From Reserves:	685,000	774,500	774,500	0	0	
<i>TOTAL EXPENDITURES & TRANSFERS:</i>		12,067,725	13,270,600	12,834,375	11,949,625	0	
ENDING FUND BALANCE:		14,545,300	12,921,425	13,608,050	13,608,050	0	
<i>FUND EQUITY:</i>							
	Reserved for Loans/Advances	2,090,500	1,985,800	1,985,800	1,875,425		
	Designated for potential SR-710 expenses	0	0	0	500,000		Potential consulting/legal related to North Project
	Designated for Tree Fund	115,225	114,225	111,400	105,225		
	Designated for OPEB	125,450	191,000	191,000	260,050		
	Undesignated	12,214,125	10,630,400	11,319,850	10,867,350	0	
<i>TOTAL FUND EQUITY:</i>		14,545,300	12,921,425	13,608,050	13,608,050	0	

00047

**CITY OF LA CAÑADA FLINTRIDGE
FY 2013-14 ANNUAL BUDGET**

PROGRAM

FUND BALANCE

DEPARTMENT

TRAFFIC SAFETY (Page 1 of 2)

FUND - 2

ADMINISTRATION

The Traffic Safety Fund allocates revenues received as a result of vehicle code violations which occur within the City. Monies from the Traffic Safety Fund are used to reimburse the General Fund for law enforcement costs.

ACCT. NO.	DESCRIPTION	2011-12 ACTUAL	2012-13 BUDGET	2012-13 ESTIMATE	2013-14 ADOPTED	2013-14 MID-YEAR	NOTES/DESCRIPTION
<i>AVAILABLE FUNDS:</i>							
	BEGINNING FUND BALANCE	(9,325)	0	(38,250)	0	0	
2- 00- 4421	Vehicle Code Fines	71,075	90,000	80,000	90,000		
2- 00- 4610	Interest	0	0	0	0		
	Subtotal - Revenues	71,075	90,000	80,000	90,000	0	
	Transfers In	0	0	0	0		
<i>TOTAL AVAILABLE FUNDS:</i>		61,750	90,000	41,750	90,000	0	

PROGRAM

FUND BALANCE

DEPARTMENT

TRAFFIC SAFETY (Page 2 of 2)

FUND - 2

ADMINISTRATION

ACCT. NO.	DESCRIPTION	2011-12 ACTUAL	2012-13 BUDGET	2012-13 ESTIMATE	2013-14 ADOPTED	2013-14 MID-YEAR	NOTES/DESCRIPTION
	<i>SALARIES & BENEFITS</i>	0	0	0	0		
	<i>OPERATIONS EXPENSES</i>						
2- 21- 6070	L.A. Co. Superior Courts	0	0	0	0		
	Subtotal - Operations Expenses	0	0	0	0		
	<i>CAPITAL OUTLAY</i>	0	0	0	0		
	<i>TRANSFERS</i>						
	Reimbursement - To General Fund (1) - Operating	100,000	90,000	41,750	90,000		
	<i>TOTAL EXPENDITURES & TRANSFERS</i>	100,000	90,000	41,750	90,000	0	
	ENDING FUND BALANCE:	(38,250)	0	0	0	0	
<i>FUND EQUITY:</i>		(38,250)	0	0	0	0	
	Undesignated	0	0	0	0	0	
	<i>TOTAL FUND EQUITY:</i>	0	0	0	0	0	

00049

**CITY OF LA CAÑADA FLINTRIDGE
FY 2013-14 ANNUAL BUDGET**

PROGRAM

FUND BALANCE

DEPARTMENT

STATE GAS TAX (Page 1 of 2)

FUND - 3

PUBLIC WORKS

The State of California allocates Gas Tax monies to cities for the purpose of road and street maintenance and improvements. To be eligible for certain gas tax funds, the City is required to maintain an appropriate level of General Fund expenditures on street and road improvements.

ACCT. NO.	DESCRIPTION	2011-12 ACTUAL	2012-13 BUDGET	2012-13 ESTIMATE	2013-14 ADOPTED	2013-14 MID-YEAR	NOTES/DESCRIPTION
<i>AVAILABLE FUNDS:</i>							
	BEGINNING FUND BALANCE	0	0	0	0	0	
3- 00- 4441	State Gas Tax (2106)	68,025	74,650	70,475	71,725		
3- 00- 4442	State Gas Tax (2107)	146,700	149,900	145,025	150,300		
3- 00- 4443	State Gas Tax (2107.5)	5,000	5,000	5,000	5,000		
3- 00- 4449	State Gas Tax (2103)	287,875	234,550	188,700	305,850		Replaced Traffic Congestion Relief (Prop 42)
3- 00- 4450	State Gas Tax (2105)	99,350	104,450	92,025	100,950		
3- 00- 4610	Interest	1,925	525	1,500	1,500		
	Subtotal - Revenues	608,875	569,075	502,725	635,325	0	
	Transfer In - SW Fund (32)	38,275	38,275	38,275	38,275		Street Sweeping
	Subtotal - Transfers In	38,275	38,275	38,275	38,275	0	
<i>TOTAL AVAILABLE FUNDS:</i>		647,150	607,350	541,000	673,600	0	

00050

PROGRAM

FUND BALANCE

DEPARTMENT

STATE GAS TAX (Page 2 of 2)

FUND - 3

PUBLIC WORKS

ACCT. NO.	DESCRIPTION	2011-12 ACTUAL	2012-13 BUDGET	2012-13 ESTIMATE	2013-14 ADOPTED	2013-14 MID-YEAR	NOTES/DESCRIPTION
	<i>SALARIES & BENEFITS</i>	0	0	0	0		
	<i>OPERATIONS EXPENSES</i>						
3-42-6064	Lighting (Street & Traffic)	109,550	108,375	108,375	109,000		
3-42-7113	Street Maintenance	406,325	367,700	301,350	433,325		
3-42-7117	Street Sweeping	131,275	131,275	131,275	131,275		
	Subtotal - Operations Expenses	647,150	607,350	541,000	673,600	0	
	<i>CAPITAL OUTLAY</i>	0	0	0	0		
	<i>TRANSFERS</i>						
	Transfer Out - To Capital Projects (31)	0	0	0	0		
	<i>TOTAL EXPENDITURES & TRANSFERS</i>	647,150	607,350	541,000	673,600	0	
	ENDING FUND BALANCE:	0	0	0	0	0	
<i>FUND EQUITY:</i>		0	0	0	0	0	
	Undesignated	0	0	0	0	0	
<i>TOTAL FUND EQUITY:</i>		0	0	0	0	0	

00051

**CITY OF LA CAÑADA FLINTRIDGE
FY 2013-14 ANNUAL BUDGET**

PROGRAM

FUND BALANCE

DEPARTMENT

BONDS & GRANTS (Page 1 of 2)

FUND - 4

ADMINISTRATION

The Bonds & Grants Fund (formerly the Parkland Bond Fund) allocates revenues and grant monies received from other agencies for various acquisition and improvement projects.

ACCT. NO.	DESCRIPTION	2011-12 ACTUAL	2012-13 BUDGET	2012-13 ESTIMATE	2013-14 ADOPTED	2013-14 MID-YEAR	NOTES/DESCRIPTION
<i>AVAILABLE FUNDS:</i>							
	BEGINNING FUND BALANCE	(62,050)	126,100	116,175	(278,575)		
4- 00- 4489	Prop. A Rec. (Excess Funding)	141,825	275,000	0	275,000		Flint (\$141,825, received in 11-12); Passive (\$150K) Cherry (\$85K); Flint II (\$40K)
4- 00- 4490	Prop. A Rec. (Maint. & Servicing)	33,150	33,150	33,150	33,150		Community Center maintenance
4- 00- 4492	SMMC Grant	0	50,000	0	50,000		Flint II
	Subtotal - Revenues	174,975	358,150	33,150	358,150		
	Transfer In - General Fund Operating	12,500	0	0	0		FY11/12: Passive Park
	Transfer In - General Fund Reserves	80,000	304,500	304,500	0		FY11/12: Flint II (\$80K); FY12/13: Passive (\$108K); Flint II (\$196,500)
	Subtotal - Transfers In	92,500	304,500	304,500	0	0	
	<i>TOTAL AVAILABLE FUNDS:</i>	205,425	788,750	453,825	79,575	0	

PROGRAM

FUND BALANCE

DEPARTMENT

BONDS & GRANTS (Page 2 of 2)

FUND - 4

ADMINISTRATION

ACCT. NO.	DESCRIPTION	2011-12 ACTUAL	2012-13 BUDGET	2012-13 ESTIMATE	2013-14 ADOPTED	2013-14 MID-YEAR	NOTES/DESCRIPTION
	<i>SALARIES & BENEFITS</i>	0	0	0	0	0	
	<i>OPERATIONS EXPENSES</i>						
4- 42- 7104	General Maintenance	33,150	33,150	33,150	33,150		For Community Center to reimb. building maint.
	Subtotal - Operations Expenses	33,150	33,150	33,150	33,150		
	<i>CAPITAL OUTLAY</i>						
4- 45- 8235	Trail Constr. - Flint Trail II	17,250	348,500	348,500	0		Prop A Excess (\$40K); GF (\$276,500); SMMC (\$50K)
4- 45- 8236	Trail Constr. - Cherry Canyon	7,825	74,000	64,800	0		Prop A Excess (\$85,000)
4- 50- 8241	Park Improvements - Mem. Prk. III	7,950	0	45,000	0		
4- 50- 8242	Park Improvements - Passive Park	23,075	275,300	240,950	24,000		Prop. A Excess (\$150K); GF (\$145,500)
	Subtotal - Capital Outlay	56,100	697,800	699,250	24,000	0	
	<i>TRANSFERS</i>	0	0	0	0	0	
	<i>TOTAL EXPENDITURES & TRANSFERS:</i>	89,250	730,950	732,400	57,150	0	
	ENDING FUND BALANCE:	116,175	57,800	(278,575)	22,425	0	
	<i>FUND EQUITY:</i>	116,175	57,800	(278,575)	22,425	0	
	Designated for Flint Trail	(925)	0	0	0		Complete - \$925 from undesignated in 12-13
	Designated for Flint Trail II	62,750	750	(89,250)	750		
	Designated for Cherry Canyon	(7,825)	3,175	(72,625)	12,375		
	Designated for Indiana Overcrossing	(13,300)	0	0	0		Complete - \$13,300 from undesignated in 12-13
	Designated for Memorial Park III	43,750	43,750	(1,250)	0		Complete - \$1,250 from undesignated in 13-14
	Designated for Passive Park	7,225	(10,075)	(125,725)	275		
	Undesignated	24,500	20,200	10,275	9,025		
	<i>TOTAL FUND EQUITY:</i>	116,175	57,800	(278,575)	22,425	0	

00053

**CITY OF LA CAÑADA FLINTRIDGE
FY 2013-14 ANNUAL BUDGET**

PROGRAM

FUND BALANCE

DEPARTMENT

TRANSP. DEVELOPMENT ACT (Page 1 of 2)

FUND - 5

PUBLIC WORKS

The Transportation Development Act Fund allocates revenues and grant monies received from the State of California. The City utilizes T.D.A. monies for the improvement of bicycle lanes and other transportation/infrastructure related projects.

ACCT. NO.	DESCRIPTION	2011-12 ACTUAL	2012-13 BUDGET	2012-13 ESTIMATE	2013-14 ADOPTED	2013-14 MID-YEAR	NOTES/DESCRIPTION
<i>AVAILABLE FUNDS:</i>							
	BEGINNING FUND BALANCE	0	0	0	0		
5- 00- 4540	T.D.A. S.B. 821	15,450	10,250	10,250	15,125		
5- 00- 4610	Interest	0	25	25	25		
	Subtotal - Revenues	15,450	10,275	10,275	15,150	0	
	Transfers In	0	0	0	0		
<i>TOTAL AVAILABLE FUNDS:</i>		15,450	10,275	10,275	15,150	0	

00054

PROGRAM

FUND BALANCE

DEPARTMENT

TRANSP. DEVELOPMENT ACT (Page 2 of 2)

FUND - 5

PUBLIC WORKS

ACCT. NO.	DESCRIPTION	2011-12 ACTUAL	2012-13 BUDGET	2012-13 ESTIMATE	2013-14 ADOPTED	2013-14 MID-YEAR	NOTES/DESCRIPTION
	<i>SALARIES & BENEFITS</i>	0	0	0	0	0	
	<i>OPERATIONS EXPENSES</i>						
5- 06- 6085	Contingency	0	0	0	0		
5- 42- 6060	L.A. County Contract Services	0	0	0	0		
	Subtotal - Operations Expenses	0	0	0	0	0	
	<i>CAPITAL OUTLAY</i>						
5- 42- 8239	Street Improvements	15,450	10,275	10,275	15,150		Sidewalk/crosswalk improvements
	Subtotal - Capital Outlay	15,450	10,275	10,275	15,150	0	
	<i>TRANSFERS</i>						
	Transfers Out - To General Fund (1) - Operating	0	0	0	0		
	<i>TOTAL EXPENDITURES & TRANSFERS:</i>	15,450	10,275	10,275	15,150	0	
	ENDING FUND BALANCE:	0	0	0	0	0	
<i>FUND EQUITY:</i>		0	0	0	0	0	
	Undesignated	0	0	0	0	0	
<i>TOTAL FUND EQUITY:</i>		0	0	0	0	0	

00055

**CITY OF LA CAÑADA FLINTRIDGE
FY 2013-14 ANNUAL BUDGET**

PROGRAM

FUND BALANCE

DEPARTMENT

DEBT SERVICE FUND (Page 1 of 2)

FUND - 9

FINANCE

The Debt Service Fund is a set-aside fund to account for and pay the La Canada Public Improvement Corporation the lease payments for rental of City Hall. In turn, the Public Improvement Corporation makes payments on the Certificates of Participation (COPs) used to finance the purchase of City Hall. The COPs were paid off in full in May 2009.

ACCT. NO.	DESCRIPTION	2011-12 ACTUAL	2012-13 BUDGET	2012-13 ESTIMATE	2013-14 ADOPTED	2013-14 MID-YEAR	NOTES/DESCRIPTION
<i>AVAILABLE FUNDS:</i>							
	BEGINNING FUND BALANCE	0	0	0	0	0	
9- 00- 4610	Interest	0	0	0	0		
9- 00- 4710	Miscellaneous Income	0	0	0	0		
9- 00- 4850	Proceeds of Long Term Debt	0	0	0	0		
	Subtotal - Revenues	0	0	0	0	0	
	Transfer In - General Fund Operating	0	0	0	0		
	Transfer In - General Fund Reserves	0	0	0	0		
<i>TOTAL AVAILABLE FUNDS:</i>		0	0	0	0	0	

00056

PROGRAM

FUND BALANCE

DEPARTMENT

DEBT SERVICE (Page 2 of 2)

FUND - 9

FINANCE

ACCT. NO.	DESCRIPTION	2011-12 ACTUAL	2012-13 BUDGET	2012-13 ESTIMATE	2013-14 ADOPTED	2013-14 MID-YEAR	NOTES/DESCRIPTION
	<i>SALARIES & BENEFITS</i>	0	0	0	0		
	<i>OPERATIONS EXPENSES</i>						
9- 48- 6038	Lease Agreements (Principal Pymnt.)	0	0	0	0		
9- 48- 6039	Lease Interest Expense	0	0	0	0		
9- 48- 6061	Professional Services	0	0	0	0		
	Subtotal - Operations Expenditures	0	0	0	0		
	<i>CAPITAL OUTLAY</i>	0	0	0	0		
	<i>TRANSFERS</i>						
	Transfers Out - To General Fund (1) - Reserves	0	0	0	0		
	<i>TOTAL EXPENDITURES & TRANSFERS:</i>	0	0	0	0		
	ENDING FUND BALANCE:	0	0	0	0		
<i>FUND EQUITY:</i>		0	0	0	0		
	Undesignated	0	0	0	0		
<i>TOTAL FUND EQUITY:</i>		0	0	0	0		

00057

**CITY OF LA CAÑADA FLINTRIDGE
FY 2013-14 ANNUAL BUDGET**

PROGRAM

FUND BALANCE

DEPARTMENT

COMMUNITY DEV. BLOCK GRANT (Page 1 of 2)

FUND - 11

COMM. DEVELOPMENT

The Community Development Block Grant fund tracks the City's share of the Los Angeles County entitlement. Funds are used to assist low and moderate income residents, to remove blight, and to finance A.D.A. improvements to public facilities.

ACCT. NO.	DESCRIPTION	2011-12 ACTUAL	2012-13 BUDGET	2012-13 ESTIMATE	2013-14 ADOPTED	2013-14 MID-YEAR	NOTES/DESCRIPTION
<i>AVAILABLE FUNDS:</i>							
	BEGINNING FUND BALANCE	0	0	(4,900)	0	0	
11- 00- 4410	Revenues	110,675	128,400	125,900	114,950		LA County Community Dev. Commission allocation
	Subtotal - Revenues	110,675	128,400	125,900	114,950	0	
	Transfer In - General Fund (1)	0	0	0	0	0	
<i>TOTAL AVAILABLE FUNDS:</i>		110,675	128,400	121,000	114,950	0	

00058

PROGRAM

FUND BALANCE

DEPARTMENT

COMMUNITY DEV. BLOCK GRANT (Page 2 of 2)

FUND - 11

COMM. DEVELOPMENT

ACCT. NO.	DESCRIPTION	2011-12 ACTUAL	2012-13 BUDGET	2012-13 ESTIMATE	2013-14 ADOPTED	2013-14 MID-YEAR	NOTES/DESCRIPTION
	<i>SALARIES & BENEFITS</i>	0	0	0	0	0	
	<i>OPERATIONS EXPENSES</i>						
11- 42- 9904	Subsidy Prgms-Sewer Connection	18,100	24,175	18,500	23,000		
11- 42- 9907	Subsidy Prgms-Residential Rehab.	93,000	104,225	102,500	91,950		
	Subtotal - Operations Expenses	111,100	128,400	121,000	114,950		
	<i>CAPITAL OUTLAY</i>	0	0	0	0		
	<i>TRANSFERS</i>						
	Reimbursement - To General Fund (1) - Operating	4,475	0	0	0		
	<i>TOTAL EXPENDITURES & TRANSFERS:</i>	115,575	128,400	121,000	114,950		
	ENDING FUND BALANCE:	(4,900)	0	0	0	0	
	<i>FUND EQUITY:</i>	(4,900)	0	0	0	0	
	Undesignated	(4,900)	0	0	0	0	
	<i>TOTAL FUND EQUITY:</i>	(4,900)	0	0	0	0	

00059

**CITY OF LA CAÑADA FLINTRIDGE
FY 2013-14 ANNUAL BUDGET**

PROGRAM

FUND BALANCE

DEPARTMENT

SANITATION (Page 1 of 2)

FUND - 20

PUBLIC WORKS

The Sanitation Fund is a City created fund to track expenditures related to Sanitation Districts #28 and #34. In addition, the Fund tracks revenues and expenditures related to the acquisition and installation of a community sewer system.

ACCT. NO.	DESCRIPTION	2011-12 ACTUAL	2012-13 BUDGET	2012-13 ESTIMATE	2013-14 ADOPTED	2013-14 MID-YEAR	NOTES/DESCRIPTION
<i>AVAILABLE FUNDS:</i>							
	BEGINNING FUND BALANCE	72,375	30,000	30,000	(2,550)	0	
20- 00- 4140	Property Tax	0	5,000	0	5,000		
	Subtotal - Revenues	0	5,000	0	5,000	0	
	Loan Advance - from General Fund (1)	0	0	0	0		(see "Loan Advance - Detail" below)
<i>TOTAL AVAILABLE FUNDS:</i>		72,375	35,000	30,000	2,450	0	

<i>LOAN ADVANCE - DETAIL:</i>							
	District 4 Expenses	0	0	0	0		
	District 5 Expenses	0	0	0	0		
	District 6 Expenses	0	0	0	0		
	Total Loan Advance:	0	0	0	0	0	

00060

PROGRAM

FUND BALANCE

DEPARTMENT

SANITATION (Page 2 of 2)

FUND - 20

PUBLIC WORKS

ACCT. NO.	DESCRIPTION	2011-12 ACTUAL	2012-13 BUDGET	2012-13 ESTIMATE	2013-14 ADOPTED	2013-14 MID-YEAR	NOTES/DESCRIPTION
	<i>SALARIES & BENEFITS</i>	0	0	0	0	0	
	<i>OPERATIONS EXPENSES</i>						
20-47-6061	Professional Services (San. #34)	0	5,000	2,550	2,550		
	Subtotal - Operations Expenditures	0	5,000	2,550	2,550	0	
	<i>CAPITAL OUTLAY</i>	0	0	0	0		
	<i>TRANSFERS</i>						
	Transfer Out - General Fund (01)	42,375	0	0	0		
	Transfer Out - Capital Projects (31)	0	30,000	30,000	0		
	Subtotal - Transfers Out	42,375	30,000	30,000	0		
	<i>TOTAL EXPENDITURES & TRANSFERS:</i>	42,375	35,000	32,550	2,550	0	
	ENDING FUND BALANCE:	30,000	0	(2,550)	(100)	0	
	<i>FUND EQUITY:</i>	30,000	0	(2,550)	(100)	0	
	Desig. For GF Repayment	0	0	0	0	0	
	Designated for Future District # 4	28,950	0	0	0		
	Designated for Future District # 5	(31,575)	(31,575)	(31,575)	(31,575)		
	Designated for Future District # 6	28,400	27,350	27,350	27,350		
	Undesignated	4,225	4,225	1,675	4,125		
	<i>TOTAL FUND EQUITY:</i>	30,000	0	(2,550)	(100)	0	
	<i>LOANS/OBLIGATIONS:</i>						
	Owed by Future District # 4	325,525	296,575	296,575	296,575		
	Owed by Future District # 5	351,150	351,150	351,150	351,150		
	Owed by Future District # 6	28,625	27,575	27,575	27,575		
	<i>TOTAL LOANS/OBLIGATIONS:</i>	705,300	675,300	675,300	675,300	0	

00061

**CITY OF LA CAÑADA FLINTRIDGE
FY 2013-14 ANNUAL BUDGET**

PROGRAM

FUND BALANCE

DEPARTMENT

SEWER IMPROVEMENT FUND 98-1 (Page 1 of 2)

FUND - 21

PUBLIC WORKS

The Sewer Improvement Fund tracks revenues and expenditures related to the acquisition and construction of the residential and commercial sewer systems constructed under an assessment district proceeding.

ACCT. NO.	DESCRIPTION	2011-12 ACTUAL	2012-13 BUDGET	2012-13 ESTIMATE	2013-14 ADOPTED	2013-14 MID-YEAR	NOTES/DESCRIPTION
<i>AVAILABLE FUNDS:</i>							
	BEGINNING FUND BALANCE	0	0	0	0	0	
21- 00- 4410	Other Sewer Charges	0	0	0	0	0	
21- 00- 4412	Prepayments (AD 98-1)	0	0	0	0	0	
21- 00- 4610	Interest	0	0	0	0	0	
	Sub-total - Revenues	0	0	0	0	0	
	Loan Advance - from General Fund (1)	0	0	0	0	0	
	Transfer In - from General Fund (1)	0	0	0	0	0	
	Transfer In - from SRF (22)	0	0	0	0	0	
	Sub-total - Loan/Transfers In	0	0	0	0	0	
<i>TOTAL AVAILABLE FUNDS:</i>		0	0	0	0	0	

00062

PROGRAM

FUND BALANCE

DEPARTMENT

SEWER IMPROVEMENT FUND 98-1 (Page 2 of 2)

FUND - 21

PUBLIC WORKS

ACCT. NO.	DESCRIPTION	2011-12 ACTUAL	2012-13 BUDGET	2012-13 ESTIMATE	2013-14 ADOPTED	2013-14 MID-YEAR	NOTES/DESCRIPTION
	<i>SALARIES & BENEFITS</i>	0	0	0	0	0	
	<i>OPERATIONS EXPENSES</i>						
21- 40- 6010	Professional Services (AD 98-1)	0	0	0	0	0	
21- 00- 6072	Capital Construction (AD 98-1)	0	0	0	0	0	
	Subtotal - Operations Expenses	0	0	0	0	0	
	<i>CAPITAL OUTLAY</i>	0	0	0	0	0	
	<i>TRANSFERS</i>						
	Transfer Out - To General Fund (1) - Operating	0	0	0	0	0	
	<i>TOTAL EXPENDITURES & TRANSFERS:</i>	0	0	0	0	0	
	ENDING FUND BALANCE:	0	0	0	0	0	
<i>FUND EQUITY:</i>		0	0	0	0	0	
	Undesignated	0	0	0	0	0	
<i>TOTAL FUND EQUITY:</i>		0	0	0	0	0	

00063

**CITY OF LA CAÑADA FLINTRIDGE
FY 2013-14 ANNUAL BUDGET**

PROGRAM

FUND BALANCE

DEPARTMENT

SEWER REDEMPTION FUND 98-1 (Page 1 of 2)

FUND - 22

PUBLIC WORKS

The Sewer Redemption Fund is a City created fund to track revenues and expenditures related to the sewer assessments collected for the residential and commercial sewer systems constructed under an assessment district proceeding.

ACCT. NO.	DESCRIPTION	2011-12 ACTUAL	2012-13 BUDGET	2012-13 ESTIMATE	2013-14 ADOPTED	2013-14 MID-YEAR	NOTES/DESCRIPTION
<i>AVAILABLE FUNDS:</i>							
	BEGINNING FUND BALANCE	10,125	0	10,125	0	0	
22- 00- 4410	Sewer Assess. Fees (AD 98-1)	550,825	560,000	550,000	550,000		
22- 00- 4412	Prepayments (AD 98-1)	2,925	3,000	0	1,500		
22- 00- 4413	Penalties	2,800	1,000	1,000	1,000		
22- 00- 4420	Administrative Fee (AD 98-1)	26,200	26,075	26,050	26,050		\$30/parcel x 868 parcels
22- 00- 4610	Interest	6,575	3,500	50	50		
	Subtotal - Revenues	589,325	593,575	577,100	578,600	0	
	Transfers In - General Fund (01)	0	0	0	0	0	
<i>TOTAL AVAILABLE FUNDS:</i>		599,450	593,575	587,225	578,600	0	

00064

PROGRAM

FUND BALANCE

DEPARTMENT

SEWER REDEMPTION FUND 98-1 (Page 2 of 2)

FUND - 22

PUBLIC WORKS

ACCT. NO.	DESCRIPTION	2011-12 ACTUAL	2012-13 BUDGET	2012-13 ESTIMATE	2013-14 ADOPTED	2013-14 MID-YEAR	NOTES/DESCRIPTION
	<i>SALARIES & BENEFITS</i>	0	0	0	0	0	
	<i>OPERATIONS EXPENSES</i>						
22- 40- 6010	Professional Services (AD 98-1)	11,950	13,000	12,000	13,000		Willdan Financial (\$11,600); Other (\$1,400)
	Subtotal - Operations Expense	11,950	13,000	12,000	13,000	0	
	<i>CAPITAL OUTLAY</i>	0	0	0	0	0	
	<i>TRANSFERS</i>						
	Reimbursement - To General Fund (1) - Operating	14,250	13,075	14,050	13,050		Admin. Fee revenue less Prof. Services expend.
	Transfer Out - To SDSF (23)	563,125	567,500	561,175	552,550		
	Subtotal - Transfers Out	577,375	580,575	575,225	565,600	0	
	<i>TOTAL EXPENDITURES & TRANSFERS:</i>	589,325	593,575	587,225	578,600	0	
	ENDING FUND BALANCE:	10,125	0	0	0	0	
	<i>FUND EQUITY:</i>	10,125	0	0	0	0	
	Undesignated	10,125	0	0	0	0	
	<i>TOTAL FUND EQUITY:</i>	10,125	0	0	0	0	

00065

**CITY OF LA CAÑADA FLINTRIDGE
FY 2013-14 ANNUAL BUDGET**

PROGRAM

FUND BALANCE

DEPARTMENT

SEWER DEBT SERVICE FUND 98-1 (Page 1 of 2)

FUND - 23

PUBLIC WORKS

The Sewer Debt Service Fund is a City created fund to track revenues and expenditures related to the sewer debts incurred for the residential and commercial sewer systems constructed under an assessment district proceeding.

ACCT. NO.	DESCRIPTION	2011-12 ACTUAL	2012-13 BUDGET	2012-13 ESTIMATE	2013-14 ADOPTED	2013-14 MID-YEAR	NOTES/DESCRIPTION
<i>AVAILABLE FUNDS:</i>							
	BEGINNING FUND BALANCE	185,275	300,100	290,975	399,550		
23- 00- 4610	Interest Income	15,100	10,000	14,600	14,000		
	Subtotal - Revenues	15,100	10,000	14,600	14,000	0	
	Transfer In - from SRF(22)	563,125	567,500	561,175	552,550		
<i>TOTAL AVAILABLE FUNDS:</i>		763,500	877,600	866,750	966,100	0	

00063

PROGRAM

FUND BALANCE

DEPARTMENT

SEWER DEBT SERVICE FUND 98-1 (Page 2 of 2)

FUND - 23

PUBLIC WORKS

ACCT. NO.	DESCRIPTION	2011-12 ACTUAL	2012-13 BUDGET	2012-13 ESTIMATE	2013-14 ADOPTED	2013-14 MID-YEAR	NOTES/DESCRIPTION
	<i>SALARIES & BENEFITS</i>	0	0	0	0	0	
	<i>OPERATIONS EXPENSES</i>						
23- 40- 6038	Principal Loan Payment	417,800	417,800	417,800	417,800		SWRCB Repayment of Advance
23- 40- 6039	Interest Loan Expense	54,725	49,400	49,400	43,675		
	Subtotal - Operations Expenses	472,525	467,200	467,200	461,475	0	
	<i>CAPITAL OUTLAY</i>	0	0	0	0		
	<i>TRANSFERS</i>	0	0	0	0		
	<i>TOTAL EXPENDITURES & TRANSFERS:</i>	472,525	467,200	467,200	461,475	0	
	ENDING FUND BALANCE:	290,975	410,400	399,550	504,625	0	
<i>FUND EQUITY:</i>		290,975	410,400	399,550	504,625	0	
	Designated for Final SWRCB Payment	290,975	410,400	399,550	504,625		Set-aside for final SWRCB payment in 2019
	<i>TOTAL FUND EQUITY:</i>	290,975	410,400	399,550	504,625	0	
<i>LOANS/OBLIGATIONS:</i>							
	Due to SWRCB (Loan)	3,342,325	2,924,525	2,924,525	2,506,725		
	<i>TOTAL LOANS/OBLIGATIONS:</i>	3,342,325	2,924,525	2,924,525	2,506,725	0	

00067

**CITY OF LA CAÑADA FLINTRIDGE
FY 2013-14 ANNUAL BUDGET**

PROGRAM

FUND BALANCE

DEPARTMENT

SEWER IMPROVEMENT FUND 02-1 (Page 1 of 2)

FUND - 24

PUBLIC WORKS

The Sewer Improvement Fund is a City created fund to track revenues and expenditures related to the acquisition and construction of the residential and commercial sewer systems constructed under an assessment district proceeding.

ACCT. NO.	DESCRIPTION	2011-12 ACTUAL	2012-13 BUDGET	2012-13 ESTIMATE	2013-14 ADOPTED	2013-14 MID-YEAR	NOTES/DESCRIPTION
<i>AVAILABLE FUNDS:</i>							
	BEGINNING FUND BALANCE	(995,100)	(995,100)	(995,100)	(995,100)		
24- 00- 4412	Prepayments (AD 02-1)	0	0	0	0		
24- 00- 4550	Miscellaneous Revenue	0	0	0	0		
24- 00- 4610	Interest	0	0	0	0		
	Subtotal - Revenues	0	0	0	0	0	
	Transfer In - SDSF 02-1 (26)	0	0	0	0	0	
<i>TOTAL AVAILABLE FUNDS:</i>		(995,100)	(995,100)	(995,100)	(995,100)	0	

00068

PROGRAM

FUND BALANCE

DEPARTMENT

SEWER IMPROVEMENT FUND 02-1 (Page 2 of 2)

FUND - 24

PUBLIC WORKS

ACCT. NO.	DESCRIPTION	2011-12 ACTUAL	2012-13 BUDGET	2012-13 ESTIMATE	2013-14 ADOPTED	2013-14 MID-YEAR	NOTES/DESCRIPTION
	<i>SALARIES & BENEFITS</i>	0	0	0	0		
	<i>OPERATIONS EXPENSES</i>						
24- 40- 6010	Professional Services (AD 02-1)	0	0	0	0		
	Subtotal - Operations Expenses	0	0	0	0	0	
	<i>CAPITAL OUTLAY</i>						
24- 00- 6072	Capital Construction (AD 02-1)	0	0	0	0		
	Subtotal - Capital Outlay	0	0	0	0	0	
	<i>TRANSFERS</i>	0	0	0	0		
	<i>TOTAL EXPENDITURES & TRANSFERS:</i>	0	0	0	0	0	
	ENDING FUND BALANCE:	(995,100)	(995,100)	(995,100)	(995,100)	0	
	<i>FUND EQUITY:</i>	(995,100)	(995,100)	(995,100)	(995,100)	0	
	Undesignated	(995,100)	(995,100)	(995,100)	(995,100)		
	<i>TOTAL FUND EQUITY:</i>	(995,100)	(995,100)	(995,100)	(995,100)	0	

00069

**CITY OF LA CAÑADA FLINTRIDGE
FY 2013-14 ANNUAL BUDGET**

PROGRAM

FUND BALANCE

DEPARTMENT

SEWER REDEMPTION FUND 02-1 (Page 1 of 2)

FUND - 25

PUBLIC WORKS

The Sewer Redemption Fund is a City created fund to track revenues and expenditures related to the sewer assessments collected for the residential and commercial sewer sewer systems constructed under an assessment district proceeding.

ACCT. NO.	DESCRIPTION	2011-12 ACTUAL	2012-13 BUDGET	2012-13 ESTIMATE	2013-14 ADOPTED	2013-14 MID-YEAR	NOTES/DESCRIPTION
<i>AVAILABLE FUNDS:</i>							
	BEGINNING FUND BALANCE	31,675	0	31,675	0	0	
25- 00- 4410	Sewer Assess. Fees (AD 02-1)	969,600	975,000	965,000	961,000		
25- 00- 4412	Prepayments (AB 02-1)	25,175	5,000	5,300	5,000		
25- 00- 4413	Penalties	4,275	2,500	1,900	2,000		
25- 00- 4420	Administrative Fee (AD 02-1)	36,850	36,450	36,350	36,350		1,212 parcels x \$30
25- 00- 4610	Interest	12,175	5,500	500	500		
	Subtotal - Revenues	1,048,075	1,024,450	1,009,050	1,004,850	0	
	Transfers In	0	0	0	0		
<i>TOTAL AVAILABLE FUNDS:</i>		1,079,750	1,024,450	1,040,725	1,004,850	0	

00070

PROGRAM

FUND BALANCE

DEPARTMENT

SEWER REDEMPTION FUND 02-1 (Page 2 of 2)

FUND - 25

PUBLIC WORKS

ACCT. NO.	DESCRIPTION	2011-12 ACTUAL	2012-13 BUDGET	2012-13 ESTIMATE	2013-14 ADOPTED	2013-14 MID-YEAR	NOTES/DESCRIPTION
	<i>SALARIES & BENEFITS</i>	0	0	0	0	0	
	<i>OPERATIONS EXPENSES</i>						
25- 40- 6010	Professional Services (AD 02-1)	15,550	16,500	15,500	16,500		Willdan Financial (\$15,000), Other (\$1,500)
	Subtotal - Operations Expense	15,550	16,500	15,500	16,500	0	
	<i>CAPITAL OUTLAY</i>	0	0	0	0	0	
	<i>TRANSFERS</i>						
	Reimbursement - To General Fund (1) - Operating	21,300	19,950	20,850	19,850		Admin. Fee revenue less Prof. Services expend.
	Transfer Out - SDSF (26)	1,011,225	988,000	1,004,375	968,500		
	Subtotal - Transfers Out	1,032,525	1,007,950	1,025,225	988,350	0	
	<i>TOTAL EXPENDITURES & TRANSFERS:</i>	1,048,075	1,024,450	1,040,725	1,004,850	0	
	ENDING FUND BALANCE:	31,675	0	0	0	0	
	<i>FUND EQUITY:</i>	31,675	0	0	0	0	
	Undesignated	31,675	0	0	0	0	
	<i>TOTAL FUND EQUITY:</i>	31,675	0	0	0	0	

00071

**CITY OF LA CAÑADA FLINTRIDGE
FY 2013-14 ANNUAL BUDGET**

PROGRAM

FUND BALANCE

DEPARTMENT

SEWER DEBT SERVICE FUND 02-1 (Page 1 of 2)

FUND - 26

PUBLIC WORKS

The Sewer Debt Service Fund is a City created fund to track revenues and expenditures related to the sewer debts incurred for the residential and commercial sewer systems constructed under an assessment district proceeding.

ACCT. NO.	DESCRIPTION	2011-12 ACTUAL	2012-13 BUDGET	2012-13 ESTIMATE	2013-14 ADOPTED	2013-14 MID-YEAR	NOTES/DESCRIPTION
<i>AVAILABLE FUNDS:</i>							
	BEGINNING FUND BALANCE	3,086,325	3,280,600	3,282,800	3,468,800		
26- 00- 4610	Interest Income	73,625	50,000	70,000	65,000		
	Subtotal - Revenues	73,625	50,000	70,000	65,000	0	
	Transfer In - SRF (25)	1,011,225	988,000	1,004,375	968,500		
<i>TOTAL AVAILABLE FUNDS:</i>		4,171,175	4,318,600	4,357,175	4,502,300	0	

00072

PROGRAM

FUND BALANCE

DEPARTMENT

SEWER DEBT SERVICE FUND 02-1 (Page 2 of 2)

FUND - 26

PUBLIC WORKS

ACCT. NO.	DESCRIPTION	2011-12 ACTUAL	2012-13 BUDGET	2012-13 ESTIMATE	2013-14 ADOPTED	2013-14 MID-YEAR	NOTES/DESCRIPTION
	<i>SALARIES & BENEFITS</i>	0	0	0	0	0	
	<i>OPERATIONS EXPENSES</i>						
26- 40- 6038	Principal Loan Payment	637,375	652,675	652,675	668,325		SWRCB Loan Payment
26- 40- 6039	Interest Expense	146,425	137,500	137,500	128,375		SWRCB Interest
26- 40- 6040	Loan Service Charge	104,575	98,200	98,200	91,675		SWRCB Loan Service Charge
	Subtotal - Operations Expense	888,375	888,375	888,375	888,375	0	
	<i>CAPITAL OUTLAY</i>	0	0	0	0	0	
	<i>TRANSFERS</i>	0	0	0	0	0	
	<i>TOTAL EXPENDITURES & TRANSFERS:</i>	888,375	888,375	888,375	888,375	0	
	ENDING FUND BALANCE:	3,282,800	3,430,225	3,468,800	3,613,925	0	
	<i>FUND EQUITY:</i>	3,282,800	3,430,225	3,468,800	3,613,925	0	
	Reserved for future debt service	3,282,800	3,430,225	3,468,800	3,613,925		Final payments to SWRCB
	<i>TOTAL FUND EQUITY:</i>	3,282,800	3,430,225	3,468,800	3,613,925	0	
	<i>LOANS/OBLIGATIONS:</i>						
	Due to SWRCB (Loan)	9,820,725	9,168,050	9,168,050	8,499,725		
	<i>TOTAL LOANS/OBLIGATIONS:</i>	9,820,725	9,168,050	9,168,050	8,499,725	0	

00073

**CITY OF LA CAÑADA FLINTRIDGE
FY 2013-14 ANNUAL BUDGET**

PROGRAM

FUND BALANCE

DEPARTMENT

MEASURE R (Page 1 of 2)

FUND - 28

ADMINISTRATION

In November 2008, Los Angeles County voters approved Measure R which added an additional 1/2-cents to the sales tax collected in Los Angeles County. Measure R funds are used to fund transportation-related improvements. Measure R went into effect on July 1, 2009.

ACCT. NO.	DESCRIPTION	2011-12 ACTUAL	2012-13 BUDGET	2012-13 ESTIMATE	2013-14 ADOPTED	2013-14 MID-YEAR	NOTES/DESCRIPTION
<i>AVAILABLE FUNDS:</i>							
	BEGINNING FUND BALANCE	0	0	5,250	196,475		
28- 00- 4411	Measure R Revenues	192,025	181,500	189,250	190,200		
28- 00- 4610	Interest	200	0	1,975	3,550		
	Subtotal - Revenues	192,225	181,500	191,225	193,750	0	
	Transfers In	0	0	0	0		
<i>TOTAL AVAILABLE FUNDS:</i>		192,225	181,500	196,475	390,225	0	

00074

PROGRAM

FUND BALANCE

DEPARTMENT

MEASURE R (Page 2 of 2)

FUND - 28

ADMINISTRATION

ACCT. NO.	DESCRIPTION	2011-12 ACTUAL	2012-13 BUDGET	2012-13 ESTIMATE	2013-14 ADOPTED	2013-14 MID-YEAR	NOTES/DESCRIPTION
	<i>SALARIES & BENEFITS</i>	0	0	0	0	0	
	<i>OPERATIONS EXPENSES</i>						
28- 51- 7000	Fund Trade (Sierra Madre)	186,975	5,675	0	0		
	Subtotal - Operations Expense	186,975	5,675	0	0	0	
	<i>CAPITAL OUTLAY</i>	0	0	0	0		
	<i>TRANSFERS</i>						
	Transfers Out - To Capital Projects Fund (31)	0	0	0	200,000		
	<i>TOTAL EXPENDITURES & TRANSFERS:</i>	186,975	5,675	0	200,000	0	
	ENDING FUND BALANCE:	5,250	175,825	196,475	190,225	0	
	<i>FUND EQUITY:</i>	5,250	175,825	196,475	190,225	0	
	Desig: Fthl. Link Bikeway/Ped Greenbelt	0	0	0	150,000		FY14-15: \$150K; FY15-16: \$150K
	Undesignated	5,250	175,825	196,475	40,225		
	<i>TOTAL FUND EQUITY:</i>	5,250	175,825	196,475	190,225	0	

00075

**CITY OF LA CAÑADA FLINTRIDGE
FY 2013-14 ANNUAL BUDGET**

PROGRAM

FUND BALANCE

DEPARTMENT

PROPOSITION C (Page 1 of 2)

FUND - 29

ADMINISTRATION

In 1990, Los Angeles County voters approved Proposition C which added an additional 1/2-cents to the sales tax collected in Los Angeles County. Proposition C funds are used to fund transportation-related improvements.

ACCT. NO.	DESCRIPTION	2011-12 ACTUAL	2012-13 BUDGET	2012-13 ESTIMATE	2013-14 ADOPTED	2013-14 MID-YEAR	NOTES/DESCRIPTION
<i>AVAILABLE FUNDS:</i>							
	BEGINNING FUND BALANCE	143,750	256,500	317,700	498,775		
29- 00- 4411	Proposition C Revenues	258,475	255,000	265,975	270,075		
29- 00- 4610	Interest	7,650	2,925	6,425	6,050		
	Subtotal - Revenues	266,125	257,925	272,400	276,125	0	
	Transfers In - AQMD Fund (37)	35,000	0	0	0		W Foothill Bike Lanes (\$50K)/W. Alta Canyon (\$35K) Alta Canyon Road Sidewalk (\$70K)
	Transfers In - General Fund (01)	70,000	0	0	0		
	Subtotal - Transfers In	105,000	0	0	0	0	
<i>TOTAL AVAILABLE FUNDS:</i>		514,875	514,425	590,100	774,900	0	

00076

PROGRAM

FUND BALANCE

DEPARTMENT

PROPOSITION C (Page 2 of 2)

FUND - 29

ADMINISTRATION

ACCT. NO.	DESCRIPTION	2011-12 ACTUAL	2012-13 BUDGET	2012-13 ESTIMATE	2013-14 ADOPTED	2013-14 MID-YEAR	NOTES/DESCRIPTION
	<i>SALARIES & BENEFITS</i>	0	0	0	0	0	
	<i>OPERATIONS EXPENSES</i>						
29- 51- 6053	Memberships & Dues	2,275	2,300	2,300	2,300		SGVCOG
29- 51- 6061	Professional Services	91,900	74,175	74,025	75,650		25% Shuttle Service
	Subtotal - Operations Expense	94,175	76,475	76,325	77,950	0	
	<i>CAPITAL OUTLAY</i>						
29- 51- 8233	Capital Construction	250	0	0	0		
29- 51- 8239	St. Imp. - W. Fthl. Bike/W Alta Canyada	2,750	240,000	15,000	225,000		
	Subtotal - Capital Outlay	3,000	240,000	15,000	225,000	0	
	<i>TRANSFERS</i>						
	Transfers Out - To Capital Projects Fund (31)	100,000	0	0	0		FY11-12: St. Resurf. 1201 (100K)
	Subtotal - Transfers Out	100,000	0	0	0	0	
	<i>TOTAL EXPENDITURES & TRANSFERS:</i>	197,175	316,475	91,325	302,950	0	
	ENDING FUND BALANCE:	317,700	197,950	498,775	471,950	0	
	<i>FUND EQUITY:</i>	317,700	197,950	498,775	471,950	0	
	Desig: Fthl. Link Bikeway/Ped Greenbelt	0	0	0	10,000		FY14-15: \$24,900; FY15-16: \$24,900
	Desig: W. Fthl. Bike/W. Alta C.	158,900	8,900	143,900	8,900		Prop C (\$115K); AQMD (85K) GF (70K)
	Undesignated	158,800	189,050	354,875	453,050		
	<i>TOTAL FUND EQUITY:</i>	317,700	197,950	498,775	461,950	0	

00077

**CITY OF LA CAÑADA FLINTRIDGE
FY 2013-14 ANNUAL BUDGET**

PROGRAM

FUND BALANCE

DEPARTMENT

PROPOSITION A (Page 1 of 2)

FUND - 30

ADMINISTRATION

In 1982, Los Angeles County voters approved Proposition A which added an additional 1/2-cent sales tax collected in Los Angeles County. Proposition A monies are used to fund transportation-related programs.

ACCT. NO.	DESCRIPTION	2011-12 ACTUAL	2012-13 BUDGET	2012-13 ESTIMATE	2013-14 ADOPTED	2013-14 MID-YEAR	NOTES/DESCRIPTION
<i>AVAILABLE FUNDS:</i>							
	BEGINNING FUND BALANCE	507,475	307,100	255,175	214,800		
30- 00- 4411	Proposition A Revenues	310,700	296,625	323,325	329,650		
30- 00- 4610	Interest	14,350	5,175	5,775	5,125		
	Subtotal - Revenues	325,050	301,800	329,100	334,775	0	
	Transfer In	0	0	0	0		
<i>TOTAL AVAILABLE FUNDS:</i>		832,525	608,900	584,275	549,575	0	

00078

PROGRAM

FUND BALANCE

DEPARTMENT

PROPOSITION A (Page 2 of 2)

FUND - 30

ADMINISTRATION

ACCT. NO.	DESCRIPTION	2011-12 ACTUAL	2012-13 BUDGET	2012-13 ESTIMATE	2013-14 ADOPTED	2013-14 MID-YEAR	NOTES/DESCRIPTION
	<i>SALARIES & BENEFITS</i>	0	0	0	0	0	
	<i>OPERATIONS EXPENSES</i>						
30- 51- 6053	Memberships & Dues	2,800	5,775	5,775	5,775		AVSC (\$2,975); SGVCOG (\$2,800)
30- 51- 6061	Professional Services	305,450	263,000	269,325	270,450		Dial-A-Ride (\$22K); Beach Bus (\$13,775) Asst. to MTA Dir. (\$1,250); 75% Shuttle Service (\$227K); Marketing (\$1K); R1 Tour (\$950) Bus Shelter maint. & repair (\$3,500); Fiesta Days Shuttle (\$975)
	Subtotal - Operations Expenses	308,250	268,775	275,100	276,225	0	
	<i>CAPITAL OUTLAY</i>						
30- 51- 8231	Furnishings & Equipment	525	76,000	2,100	76,000		Bus Bench (\$1,000); Shuttle Bus purch. (\$75K)
30- 51- 8233	Capital Construction	0	116,825	3,000	183,825		Overpass Lot improvements
30- 51- 8234	Oak Grove Bus Shelter	3,225	45,150	38,900	0		
30- 51- 8235	Oak Grove Bus Stop Light	0	0	0	5,000		
	Subtotal - Capital Outlay	3,750	237,975	44,000	264,825	0	
	<i>TRANSFERS</i>						
	Reimbursement - To General Fund (1) - Operating	47,425	50,375	50,375	50,175		Salary Reimbursement
	Transfers Out - To Capital Projects Fund (31)	217,925	0	0	0		Memorial Park Crosswalk
	Subtotal - Transfers	265,350	50,375	50,375	50,175	0	
	TOTAL EXPENDITURES & TRANSFERS:	577,350	557,125	369,475	591,225	0	
	ENDING FUND BALANCE:	255,175	51,775	214,800	(41,650)	0	
	FUND EQUITY:	255,175	51,775	214,800	(41,650)	0	
	Desig: Fthl. Link Bikeway/Ped Greenbelt	0	0	0	8,000		FY14-15: \$8,000; FY15-16: \$8,000
	Undesignated	255,175	51,775	214,800	(49,650)	0	
	TOTAL FUND EQUITY:	255,175	51,775	214,800	(41,650)	0	

00079

**CITY OF LA CAÑADA FLINTRIDGE
FY 2013-14 ANNUAL BUDGET**

PROGRAM

FUND BALANCE

DEPARTMENT

CAPITAL PROJECTS FUND (Page 1 of 6)

FUND - 31

PUBLIC WORKS

ACCT. NO.	DESCRIPTION	2011-12 ACTUAL	2012-13 BUDGET	2012-13 ESTIMATE	2013-14 ADOPTED	2013-14 MID-YEAR	NOTES/DESCRIPTION
<i>AVAILABLE FUNDS:</i>							
	BEGINNING FUND BALANCE	1,336,300	997,925	793,125	955,350		
31- 00- 4411	Regional Measure R	142,975	826,225	733,075	3,770,700		0911 - Soundwall
31- 00- 4451	STP-L (Surface Transp. Program Local)	69,875	0	0	123,750		11-12: 1001.; 13-14: 1401 (\$48,750); 1405 (\$75K)
31- 00- 4452	MTA Call for Projects	53,250	0	0	0		0803 - Ped./Eques. Xing (Verdugo/Descanso)
31- 00- 4455	HBRR (Hwy./Brdg. Replac. & Recon.)	149,850	1,026,200	1,026,200	450,150		0204 - Jessen Drive Bridge
31- 00- 4460	State Safe Routes to Schools Grant	0	390,000	0	184,500		1205 - Ped Impr - Lasheart/Cornishon
31- 00- 4465	TCSP Grant	37,950	225,650	187,700	0		0911 - Soundwall (Design)
31- 00- 4471	EECBG (Energy Eff. Cons. Block Grant)	0	0	115,675	0		1103 (\$30,500); 1107 (\$85,175)
31- 00- 4472	CalRecycle RAC Grant	194,550	0	0	0		1201 - Street Resurface
31- 00- 4486	Donations	5,000	6,250	6,250	0		11-12: 1105 (\$5K); 12-13: 0620 (\$5K); 1308 (\$1,250)
31- 00- 4488	City of Glendale	0	0	35,000	0		1201 - Street Resurface
31- 00- 4489	La Canada Unif. Schl. Dist.	15,000	0	15,000	0		1107 - EECBG Lighting Improvements
31- 00- 4491	Proposition A Excess	0	80,000	80,000	0		0620 (\$30K); 1309 (\$50K)
31- 00- 4492	SMMC Grant	0	0	0	20,000		0620 - Ultimate Destination
	Subtotal - Revenues	668,450	2,554,325	2,198,900	4,549,100	0	
	Transfer In - from Gen. Fund Operating (1)	712,800	667,275	667,275	528,750		See Schedule CP-1A
	Transfer In - from Gen. Fund Reserves (1)	605,000	470,000	470,000	0		See Schedule CP-1B
	Transfer In - from Sanitation (20)	0	30,000	30,000	0		See Schedule CP-20
	Transfer In - Measure R Fund (28)	0	0	0	200,000		See Schedule CP-28
	Transfer In - Proposition C Fund (29)	100,000	0	0	0		See Schedule CP-29
	Transfer In - Proposition A Fund (30)	217,925	0	0	0		See Schedule CP-30
	Transfer In - Solid Waste Fund (32)	211,000	100,000	100,000	150,000		See Schedule CP-32
	Transfer In - Property Acq. Fund (38)	0	0	0	100,000		See Schedule CP-38
	Subtotal - Transfers In	1,846,725	1,267,275	1,267,275	978,750	0	
<i>TOTAL AVAILABLE FUNDS:</i>		3,851,475	4,819,525	4,259,300	6,483,200	0	

00080

PROGRAM

FUND BALANCE

DEPARTMENT

CAPITAL PROJECTS (Page 2 of 6)

FUND - 31

PUBLIC WORKS

ACCT. NO.	DESCRIPTION	2011-12 ACTUAL	2012-13 BUDGET	2012-13 ESTIMATE	2013-14 ADOPTED	2013-14 MID-YEAR	NOTES/DESCRIPTION
	<i>SALARIES & BENEFITS</i>	0	0	0	0	0	
	<i>OPERATIONS EXPENSES</i>	0	0	0	0	0	
	<i>CAPITAL OUTLAY</i>						
31-50-0000	Capital Projects	3,058,350	4,866,650	3,303,950	6,198,250		
	Subtotal - Capital Outlay	3,058,350	4,866,650	3,303,950	6,198,250	0	
	<i>TRANSFERS</i>	0	0	0	0		
	<i>TOTAL EXPENDITURES & TRANSFERS:</i>	3,058,350	4,866,650	3,303,950	6,198,250	0	
	ENDING FUND BALANCE:	793,125	(47,125)	955,350	284,950	0	

00081

PROGRAM

FUND BALANCE

DEPARTMENT

CAPITAL PROJECTS (Page 3 of 6)

FUND - 31

PUBLIC WORKS

ACCT. NO.	DESCRIPTION	2011-12 ACTUAL	2012-13 BUDGET	2012-13 ESTIMATE	2013-14 ADOPTED	2013-14 MID-YEAR	NOTES/DESCRIPTION
<i>FUND EQUITY</i>		793,125	(47,125)	955,350	284,950	0	
Designated for:							
0204	Jessen Drive Bridge	(316,950)	(450,150)	(350,150)	100,000		
0620	Ultimate Destination Point	61,375	375	375	20,375		
0703	Chevy Chase Crosswalk	15,650	15,650	0	0		
0713	City Hall Bldg./Security Improvements	47,200	0	47,200	0		
0803	Ped./Eques. Cross. (Verdugo/Descanso)	30,100	30,100	13,100	13,100		
0806	Olberz Park Improvements	8,425	225	8,425	0		
0911	Soundwall (Design)	(32,575)	131,100	127,725	0		
0913	Olberz Park Lighting	69,200	1,650	69,200	1,650		
0914	Stimulus Project Street Resurface	25	25	0	0		
1001	Street Resurface & Slurry Seal	5,900	5,900	0	0		
1002	Memorial Park Crosswalk	28,700	28,700	28,700	28,700		
1101	Street Resurface & Slurry Seal	(2,275)	(2,275)	0	0		
1102	Miscellaneous Drainage Improvements	(17,525)	(17,525)	0	0		
1103	City Hall HVAC Replacement	(4,875)	(5,250)	0	0		
1104	Miscellaneous Guardrail Improvements	16,300	0	16,300	0		
1105	Cherry Canyon Trailhead Parking Area	10,450	(1,275)	0	0		
1106	Catch Basin Retrofit (Trash TMDL)	43,950	43,950	0	0		
1107	EECBG Lighting Replacements	(85,250)	(85,925)	0	0		
1201	Street Resurface & Slurry Seal	71,750	39,850	0	0		
1202	Miscellaneous Drainage Improvements	36,325	(2,375)	(2,375)	(2,375)		
1203	Oak Grove Drive Medians	197,900	0	4,400	4,400		
1204	Catch Basin Retrofit (Trash TMDL)	334,650	(2,050)	0	0		
1205	Ped. Improvements - Lasheart/Cornishon	26,700	(13,300)	6,200	0		
1206	Miscellaneous Concrete Repairs	11,275	11,275	0	0		
1207	Miscellaneous Bridge Repairs	74,825	(50)	74,825	(50)		
1208	Foothill Slope Repair	99,825	0	95,450	0		
1209	Lanterman Aud. Women's Restroom	(75)	(75)	0	0		
1210	Raised Median - Chevy Chase/Fig.	22,825	7,825	11,825	7,825		
1301	Street Resurface & Slurry Seal	0	0	0	0		

00082

PROGRAM

FUND BALANCE

DEPARTMENT

CAPITAL PROJECTS (Page 4 of 6)

FUND - 31

PUBLIC WORKS

ACCT. NO.	DESCRIPTION	2011-12 ACTUAL	2012-13 BUDGET	2012-13 ESTIMATE	2013-14 ADOPTED	2013-14 MID-YEAR	NOTES/DESCRIPTION
<i>FUND EQUITY</i>							
Designated for:							
1302	Miscellaneous Drainage Improvements	0	0	221,450	0		
1303	Catch Basin Retrofit (Trash TMDL)	0	0	114,825	0		
1304	Miscellaneous Concrete Repairs	0	0	15,000	0		
1305	Woodleigh Reconstruction - Design	0	0	99,550	0		
1306	Lanterman Aud. Dressing Rooms	0	0	25	25		
1307	Lanterman Hse. Fmr. Caretaker Quarters	0	0	0	0		
1308	Memorial Park Shade Structure	0	0	0	0		
1309	Tree Replacement Project	0	0	0	0		
1401	Street Resurface & Slurry Seal	0	0	0	0		
1402	Miscellaneous Drainage Improvements	0	0	0	0		
1403	Citywide Calsense Controllers	0	0	0	0		
1404	Lanterman Hse. Trellis Replacement	0	0	0	0		
1405	Foothill Blvd. Link	0	0	0	0		
0000	Undesignated	39,300	216,500	353,300	111,300		to be allocated to overexp./unfunded projects
<i>TOTAL FUND EQUITY:</i>		793,125	(47,125)	955,350	284,950	0	

00083

PROGRAM

FUND BALANCE

DEPARTMENT

CAPITAL PROJECTS (Page 5 of 6)

FUND - 31

PUBLIC WORKS

ACCT. NO.	DESCRIPTION	2011-12 ACTUAL	2012-13 BUDGET	2012-13 ESTIMATE	2013-14 ADOPTED	2013-14 MID-YEAR	NOTES/DESCRIPTION
31- 50- 0204	Jessen Drive Bridge	652,150	1,160,050	1,060,050	0		HBRR (1,763,975); GF (\$289,600)
31- 50- 0620	Ultimate Destination Point	14,625	121,000	121,000	0		GF (\$66K), Donations (\$40K); Prop A Excess (\$30K) SMMC Grant (\$20K)
31- 50- 0703	Chevy Chase Crosswalk	92,700	0	0	0		SW (\$30K); GF (67,350)
31- 50- 0713	City Hall Bldg./Security Improvements	0	47,200	0	47,200		Undesignated (\$47,200)
31- 50- 0803	Ped./Eques. Cross. (Verdugo/Descanso)	11,950	0	0	0		MTA Call for Proj. (\$129,025K); Prop C (\$55K)
31- 50- 0806	Olberz Park Improvements	0	8,200	0	8,425		GF (for Gazebo)
31- 50- 0911	Soundwalls	209,850	888,200	760,475	3,898,425		TCSP Grant (\$225,650); Reg. Meas R (\$4,646,750)
31- 50- 0912	Loop Trail Phase II	125	0	0	0		Property Acquisition Fund
31- 50- 0913	Olberz Park Lighting	0	67,550	0	67,550		Property Acquisition Fund
31- 50- 0914	Stimulus Project Street Resurface	925	0	0	0		Stim. Grant (\$1.13M); SW (165K); GF (\$22,800)
31- 50- 1002	Memorial Park Crosswalk	217,925	0	0	0		Proposition A
31- 50- 1101	Street Resurface & Slurry Seal	28,475	0	0	0		SW (\$50K); Undesig (\$87,475)
31- 50- 1102	Miscellaneous Drainage Improvements	217,400	0	0	0		GF Oper. (\$242K), Undesig. (\$17,525)
31- 50- 1103	City Hall HVAC Replacement	72,925	375	375	0		EECBG (\$30,500), GF Oper. (18,175), GF Res. (\$24,625)
31- 50- 1104	Miscellaneous Guardrail Improvements	0	16,300	0	16,300		GF Reserves
31- 50- 1105	Cherry Canyon Trailhead Parking Area	2,550	21,725	21,725	0		GF (\$18K); Donations (\$5K); Undesig (\$1,275)
31- 50- 1106	Catch Basin Retrofit (Trash TMDL)	20,100	0	75	0		GF Reserves
31- 50- 1107	EECBG Lighting Replacements	131,050	675	675	0		EECBG (\$85,175), GF Res. (\$16,550), LCUSD (\$30K)
31- 50- 1201	Street Resurface & Slurry Seal	1,226,625	31,900	31,875	0		GF (\$548,450); SW (\$211K); CalR Grant (\$194,550) Prop C (\$100K); Glendale (\$35K) Und. (\$169,500)
31- 50- 1202	Miscellaneous Drainage Improvements	11,675	575	575	0		GF Oper. (\$48K)
31- 50- 1203	Oak Grove Drive Medians	2,100	197,900	193,500	0		GF Oper. (\$200K)
31- 50- 1204	Catch Basin Retrofit (Trash TMDL)	15,350	336,700	180,000	0		GF Oper. (\$137,225); GF Reserves (\$212,775)
31- 50- 1205	Ped. Improvements - Lasheart/Cornishon	18,300	430,000	20,500	190,700		SR2S Grant (\$184,500); GF Reserves (\$45K)
31- 50- 1206	Miscellaneous Concrete Repairs	98,725	0	0	0		GF Reserves (\$110K)
31- 50- 1207	Miscellaneous Bridge Repairs	175	74,875	0	74,875		GF Reserves (\$75K)
31- 50- 1208	Foothill Slope Repair	175	99,825	4,375	95,450		GF Reserves (\$100K)
31- 50- 1209	Lanternman Aud. Women's Restroom	12,300	0	0	0		GF Reserves (\$12,225)
31- 50- 1210	Raised Median - Chevy Chase/Fig.	175	15,000	11,000	46,000		GF Oper (\$23K); Undesig. (\$42K)

00084

PROGRAM

FUND BALANCE

DEPARTMENT

CAPITAL PROJECTS (Page 6 of 6)

FUND - 31

PUBLIC WORKS

ACCT. NO.	DESCRIPTION	2011-12 ACTUAL	2012-13 BUDGET	2012-13 ESTIMATE	2013-14 ADOPTED	2013-14 MID-YEAR	NOTES/DESCRIPTION
31- 50- 1301	Street Resurface & Slurry Seal	0	690,500	690,500	0		GF Res. (\$470K); GF Oper. (\$63,550); SW (\$100K); Sanitation (\$30K); Undesig. (\$26,950)
31- 50- 1302	Miscellaneous Drainage Improvements	0	238,125	16,675	221,450		GF Oper. (\$200K)
31- 50- 1303	Catch Basin Retrofit (Trash TMDL)	0	120,000	5,175	114,825		GF Oper. (\$120K)
31- 50- 1304	Miscellaneous Concrete Repairs	0	100,000	85,000	15,000		GF Oper. (\$100K)
31- 50- 1305	Woodleigh Reconstruction - Design	0	100,000	450	99,550		GF Oper. (\$100K)
31- 50- 1306	Lanterman Aud. Dressing Rooms	0	28,725	28,700	0		GF Oper. (\$28,725)
31- 50- 1307	Lanterman Hse. Fmr. Caretaker Quarters	0	7,500	7,500	0		GF Oper. (\$7,500)
31- 50- 1308	Memorial Park Shade Structure	0	13,750	13,750	0		GF Oper. (12,500); Donation (\$1,250)
31- 50- 1309	Tree Replacement Project	0	50,000	50,000	0		Prop. A Excess
31- 50- 1401	Street Resurface & Slurry Seal	0	0	0	1,050,000		GF Oper. (\$351,250); STP-L (\$48,750); SW (\$150K); Pr. Acquis. (\$100K); Meas. R (\$200K) Undesig. (\$200K)
31- 50- 1402	Miscellaneous Drainage Improvements	0	0	0	125,000		GF Oper. (\$125K)
31- 50- 1403	Citywide Calsense Controllers	0	0	0	27,500		GF Oper. (\$27,500)
31- 50- 1404	Lanterman Hse. Trellis Replacement	0	0	0	25,000		GF Oper. (\$25K)
31- 50- 1405	Foothill Blvd. Link	0	0	0	75,000		STP-L (\$75K)
Subtotal - Project List		3,058,350	4,866,650	3,303,950	6,198,250	0	

00085

**CITY OF LA CAÑADA FLINTRIDGE
FY 2013-14 ANNUAL BUDGET**

PROGRAM

FUND BALANCE

DEPARTMENT

SOLID WASTE (Page 1 of 2)

FUND - 32

PUBLIC WORKS

The Solid Waste Fund was established in order to respond to the need for integrated solid waste management. State Law (AB 939 and AB 1820) requires the City to reduce the amount of waste sent to area landfills 25% by 1995 and 50% by the year 2000. The City has developed and adopted the Source Reduction and Recycling Element (SRRE) and Household Hazardous Waste Element (HHWE) to provide a comprehensive approach toward meeting these goals.

The Solid Waste Program is staffed by a Senior Management Analyst II and Management Aide.

ACCT. NO.	DESCRIPTION	2011-12 ACTUAL	2012-13 BUDGET	2012-13 ESTIMATE	2013-14 ADOPTED	2013-14 MID-YEAR	NOTES/DESCRIPTION
<i>AVAILABLE FUNDS:</i>							
	BEGINNING FUND BALANCE	244,625	107,100	134,400	87,100		
32- 00- 4210	Municipal Code Fines	17,850	7,500	8,900	8,500		Constr. & Demo Ordinance
32- 00- 4410	C&D Administrative Review Fee	16,800	15,000	17,775	15,000		
32- 00- 4420	Solid Waste Management Fee	387,250	400,000	390,000	400,000		10% of all collection fees
32- 00- 4430	State Grant	5,750	5,650	5,750	5,650		Beverage Recycling Grant
	Subtotal - Revenues	427,650	428,150	422,425	429,150	0	
<i>TOTAL AVAILABLE FUNDS:</i>		672,275	535,250	556,825	516,250	0	

PROGRAM

FUND BALANCE

DEPARTMENT

SOLID WASTE (Page 2 of 2)

FUND - 32

PUBLIC WORKS

ACCT. NO.	DESCRIPTION	2011-12 ACTUAL	2012-13 BUDGET	2012-13 ESTIMATE	2013-14 ADOPTED	2013-14 MID-YEAR	NOTES/DESCRIPTION
	<i>SALARIES & BENEFITS</i>	0	0	0	0	0	
	<i>OPERATIONS EXPENSES</i>						
32- 52- 6025	Refuse Collection & Recycling Srvc.	5,500	6,200	6,150	6,200		CH (\$4,100); Lan. House (\$1K); Spec Ev (\$1,100)
32- 52- 6030	Materials/Supplies	0	1,000	850	1,000		Earthday sup. (\$200); Dogi w. (\$300); Misc. (\$500)
32- 52- 6032	Books & Publications	0	100	50	100		
32- 52- 6033	Postage	25	800	800	800		1 city-wide mailing
32- 52- 6034	Printing & Publishing	0	1,500	1,500	1,500		1 brochure/information
32- 52- 6052	Travel, Conferences, Meetings	700	700	500	700		CRRRA; SGVJPA; CIWMB
32- 52- 6053	Memberships & Dues	50	300	200	300		CRRRA; SWANA
32- 52- 6061	Professional Services	93,400	173,000	125,000	83,000		SB 1066 Ann. Rprt (\$25K); Public Ed. (\$5K); Consultants (\$30K); Regional Agency (\$5K); HHW Program (\$18K); Metals TMDL (\$0K) NPDES Trash Mgmt. Pgm. (\$0K)
	Subtotal - Operations Expenses	99,675	183,600	135,050	93,600	0	
	<i>CAPITAL OUTLAY</i>						
32- 52- 8231	Furnishings & Equipment	2,075	2,400	2,600	2,400		Trash Cans (parks, fields, Foothill)
	Subtotal - Capital Outlay	2,075	2,400	2,600	2,400	0	
	<i>TRANSFERS</i>						
	Transfer Out - To Gas Tax (03)	38,275	38,275	38,275	38,275		
	Transfer Out - To Capital Projects (31)	211,000	100,000	100,000	150,000		Resurface 1301 (\$100K); Resurface 1401 (\$150K)
	Reimbursement - To General Fund (1) - Operating	186,850	193,800	193,800	190,325		Salary Reimbursement
	Subtotal - Transfers	436,125	332,075	332,075	378,600	0	
	<i>TOTAL EXPENDITURES & TRANSFERS:</i>	537,875	518,075	469,725	474,600	0	
	ENDING FUND BALANCE:	134,400	17,175	87,100	41,650	0	
<i>FUND EQUITY:</i>		134,400	17,175	87,100	41,650	0	
	Undesignated	134,400	17,175	87,100	41,650		
	<i>TOTAL FUND EQUITY:</i>	134,400	17,175	87,100	41,650	0	

00087

**CITY OF LA CAÑADA FLINTRIDGE
FY 2013-14 ANNUAL BUDGET**

PROGRAM

FUND BALANCE

DEPARTMENT

JAG FEDERAL GRANT (Page 1 of 2)

FUND - 33

ADMINISTRATION

The City received a grant from the Federal Government to fund "front line" law enforcement programs. This fund was created to identify and track the federal funds.

ACCT. NO.	DESCRIPTION	2011-12 ACTUAL	2012-13 BUDGET	2012-13 ESTIMATE	2013-14 ADOPTED	2013-14 MID-YEAR	NOTES/DESCRIPTION
<i>AVAILABLE FUNDS:</i>							
	BEGINNING FUND BALANCE	0	0	0	0		
33- 00- 4410	Justice Assistance Grant	10,300	0	0	0		
33- 00- 4610	Interest	0	0	0	0		
	Subtotal - Revenues	10,300	0	0	0	0	
	Transfer In - General Fund (1)	0	0	0	0		
<i>TOTAL AVAILABLE FUNDS:</i>		10,300	0	0	0	0	

00088

PROGRAM

FUND BALANCE

DEPARTMENT

JAG FEDERAL GRANT (Page 2 of 2)

FUND - 33

ADMINISTRATION

ACCT. NO.	DESCRIPTION	2011-12 ACTUAL	2012-13 BUDGET	2012-13 ESTIMATE	2013-14 ADOPTED	2013-14 MID-YEAR	NOTES/DESCRIPTION
	<i>SALARIES & BENEFITS</i>	0	0	0	0	0	
	<i>OPERATIONS EXPENSES</i>						
33- 21- 6058	L.A. Co. Sheriff's Overtime	0	0	0	0	0	
	Subtotal - Operations Expenses	0	0	0	0	0	
	<i>CAPITAL OUTLAY</i>	0	0	0	0	0	
	<i>TRANSFERS</i>						
	Reimbursement - General Fund Operating (1)	10,300	0	0	0	0	
	<i>TOTAL EXPENDITURES & TRANSFERS:</i>	10,300	0	0	0	0	
	ENDING FUND BALANCE:	0	0	0	0	0	
	<i>FUND EQUITY:</i>	0	0	0	0	0	
	Designated	0	0	0	0	0	
	Undesignated	0	0	0	0	0	
	<i>TOTAL FUND EQUITY:</i>	0	0	0	0	0	

00089

**CITY OF LA CAÑADA FLINTRIDGE
FY 2013-14 ANNUAL BUDGET**

PROGRAM

FUND BALANCE

DEPARTMENT

SLESF STATE GRANT (Page 1 of 2)

FUND - 35

ADMINISTRATION

The City received a grant from the State of California to fund "front line" law enforcement programs. This fund was created to identify and track the state funds.

ACCT. NO.	DESCRIPTION	2011-12 ACTUAL	2012-13 BUDGET	2012-13 ESTIMATE	2013-14 ADOPTED	2013-14 MID-YEAR	NOTES/DESCRIPTION
<i>AVAILABLE FUNDS:</i>							
	BEGINNING FUND BALANCE	12,875	0	18,425	0		
35- 00- 4410	State Cops (SLESF) Grant	100,000	100,000	100,000	100,000		
35- 00- 4440	Click It or Ticket Grant	1,900	0	0	0		
35- 00- 4610	Interest	1,175	0	500	500		
	Subtotal - Revenues	103,075	100,000	100,500	100,500	0	
	Transfer In - General Fund Operating (1)	61,825	65,450	42,175	64,450		
<i>TOTAL AVAILABLE FUNDS:</i>		177,775	165,450	161,100	164,950	0	

00090

PROGRAM

FUND BALANCE

DEPARTMENT

SLESF STATE GRANT (Page 2 of 2)

FUND - 35

ADMINISTRATION

ACCT. NO.	DESCRIPTION	2011-12 ACTUAL	2012-13 BUDGET	2012-13 ESTIMATE	2013-14 ADOPTED	2013-14 MID-YEAR	NOTES/DESCRIPTION
	<i>SALARIES & BENEFITS</i>	0	0	0	0	0	
	<i>OPERATIONS EXPENSES</i>						
35- 21- 6059	L.A. Co. Sheriff's Department	159,350	165,450	161,100	164,950		Traffic Invest.
	Subtotal - Operations Expenses	159,350	165,450	161,100	164,950	0	
	<i>CAPITAL OUTLAY</i>	0	0	0	0	0	
	<i>TRANSFERS</i>	0	0	0	0	0	
	<i>TOTAL EXPENDITURES & TRANSFERS:</i>	159,350	165,450	161,100	164,950	0	
	ENDING FUND BALANCE:	18,425	0	0	0	0	
<i>FUND EQUITY:</i>		18,425	0	0	0	0	
	Undesignated	18,425	0	0	0	0	
<i>TOTAL FUND EQUITY:</i>		18,425	0	0	0	0	

00031

**CITY OF LA CAÑADA FLINTRIDGE
FY 2013-14 ANNUAL BUDGET**

PROGRAM

FUND BALANCE

DEPARTMENT

A.Q.M.D. TRUST (Page 1 of 2)

FUND - 37

ADMINISTRATION

The City receives AB 2766 monies from the Southern California Air Quality Management District to fund programs to improve air quality.

ACCT. NO.	DESCRIPTION	2011-12 ACTUAL	2012-13 BUDGET	2012-13 ESTIMATE	2013-14 ADOPTED	2013-14 MID-YEAR	NOTES/DESCRIPTION
<i>AVAILABLE FUNDS:</i>							
	BEGINNING FUND BALANCE	163,700	168,975	178,650	206,500		
37- 00- 4420	A.Q.M.D. Trust	30,425	23,750	24,375	24,225		
37- 00- 4423	Tree Partnership Grant	0	20,725	0	20,725		For tree planting project
37- 00- 4610	Interest	4,525	2,000	3,475	2,050		
	Subtotal - Revenues	34,950	46,475	27,850	47,000	0	
	Transfer In - General Fund Operating (1)	15,000	0	0	0		For tree planting project
<i>TOTAL AVAILABLE FUNDS:</i>		213,650	215,450	206,500	253,500	0	

00092

PROGRAM

FUND BALANCE

DEPARTMENT

A.Q.M.D. TRUST (Page 2 of 2)

FUND - 37

ADMINISTRATION

ACCT. NO.	DESCRIPTION	2011-12 ACTUAL	2012-13 BUDGET	2012-13 ESTIMATE	2013-14 ADOPTED	2013-14 MID-YEAR	NOTES/DESCRIPTION
	<i>SALARIES & BENEFITS</i>	0	0	0	0	0	
	<i>OPERATIONS EXPENSES</i>						
37- 49- 6061	Professional Services	0	35,725	0	35,725		For tree planting project
	Subtotal - Operations Expense	0	35,725	0	35,725	0	
	<i>CAPITAL OUTLAY</i>						
37- 49- 8231	Furnishings & Equipment	0	0	0	0		Hybrid City Truck
37- 49- 8233	Capital Construction	0	138,800	0	138,800		Link & Gateway Project (\$2.5M)
	Subtotal - Capital Outlay	0	138,800	0	138,800	0	
	<i>TRANSFERS</i>						
	Transfer Out - To Prop. C (29)	35,000	0	0	0		W. Foothill Bike Lanes/W. Alta Canyon Sidewalk
	Subtotal - Transfers Out	35,000	0	0	0	0	
	<i>TOTAL EXPENDITURES & TRANSFERS:</i>	35,000	174,525	0	174,525	0	
	ENDING FUND BALANCE:	178,650	40,925	206,500	78,975	0	
	<i>FUND EQUITY:</i>	178,650	40,925	206,500	78,975	0	
	Undesignated	178,650	40,925	206,500	78,975		
	<i>TOTAL FUND EQUITY:</i>	178,650	40,925	206,500	78,975	0	

00093

**CITY OF LA CAÑADA FLINTRIDGE
FY 2013-14 ANNUAL BUDGET**

PROGRAM

FUND BALANCE

DEPARTMENT

PROPERTY ACQUISITION FUND (Page 1 of 2)

FUND - 38

ADMINISTRATION

The Property Acquisition Fund was created for the purpose of designating monies to be used for the future acquisition of property. Revenues are derived from donations or funds set-aside by the City Council for this purpose.

ACCT. NO.	DESCRIPTION	2011-12 ACTUAL	2012-13 BUDGET	2012-13 ESTIMATE	2013-14 ADOPTED	2013-14 MID-YEAR	NOTES/DESCRIPTION
<i>AVAILABLE FUNDS:</i>							
	BEGINNING FUND BALANCE	0	0	0	0		
38- 00- 4140	Property Tax	0	0	0	100,000		
38- 00- 4610	Interest	0	0	0	0		
	Subtotal - Revenues	0	0	0	100,000	0	
	Transfer In - General Fund Operating (1)	0	0	0	0		
<i>TOTAL AVAILABLE FUNDS:</i>		0	0	0	100,000	0	

PROGRAM

FUND BALANCE

DEPARTMENT

PROPERTY ACQUISITION FUND (Page 2 of 2)

FUND - 38

ADMINISTRATION

ACCT. NO.	DESCRIPTION	2011-12 ACTUAL	2012-13 BUDGET	2012-13 ESTIMATE	2013-14 ADOPTED	2013-14 MID-YEAR	NOTES/DESCRIPTION
	<i>SALARIES & BENEFITS</i>	0	0	0	0		
	<i>OPERATIONS EXPENSES</i>	0	0	0	0		
	<i>CAPITAL OUTLAY</i>						
38- 50- 9580	Land Acquisition	0	0	0	0		
	Subtotal - Capital Outlay	0	0	0	0	0	
	<i>TRANSFERS</i>						
	Transfer Out - Capital Projects (31)	0	0	0	100,000		Resurface (1401)
	<i>TOTAL EXPENDITURES & TRANSFERS:</i>	0	0	0	100,000	0	
	ENDING FUND BALANCE:	0	0	0	0	0	
<i>FUND EQUITY:</i>		0	0	0	0	0	
	Undesignated	0	0	0	0	0	
<i>TOTAL FUND EQUITY:</i>		0	0	0	0	0	

00095

**CITY OF LA CAÑADA FLINTRIDGE
FY 2013-14 ANNUAL BUDGET**

PROGRAM

FUND BALANCE

DEPARTMENT

SEWER IMPROVEMENT FUND 04-1 (Page 1 of 2)

FUND - 41

PUBLIC WORKS

The Sewer Improvement Fund is a City created fund to track revenues and expenditures related to the acquisition and construction of the residential and commercial sewer systems constructed under an assessment district proceeding.

ACCT. NO.	DESCRIPTION	2011-12 ACTUAL	2012-13 BUDGET	2012-13 ESTIMATE	2013-14 ADOPTED	2013-14 MID-YEAR	NOTES/DESCRIPTION
AVAILABLE FUNDS:							
	BEGINNING FUND BALANCE	1,048,400	1,059,800	1,074,275	1,109,850		
41- 80- 4420	Sewer Maintenance Fees 3A	172,150	165,000	180,000	185,000		
41- 00- 4550	Miscellaneous Income	0	0	75	0		
41- 00- 4610	Interest	27,525	20,000	21,000	19,000		
	Sub-total - Revenues	199,675	185,000	201,075	204,000	0	
	Transfers in	0	0	0	0	0	
TOTAL AVAILABLE FUNDS:		1,248,075	1,244,800	1,275,350	1,313,850	0	

PROGRAM

FUND BALANCE

DEPARTMENT

SEWER IMPROVEMENT FUND 04-1 (Page 2 of 2)

FUND - 41

PUBLIC WORKS

ACCT. NO.	DESCRIPTION	2011-12 ACTUAL	2012-13 BUDGET	2012-13 ESTIMATE	2013-14 ADOPTED	2013-14 MID-YEAR	NOTES/DESCRIPTION
	<i>SALARIES & BENEFITS</i>	0	0	0	0		
	<i>OPERATIONS EXPENSES</i>						
41-40-6011	Professional Services (AD 04-1 - 3A)	6,950	27,000	10,500	10,500		Willdan (3A Admin; City of LA connection rpts)
41-40-6012	Professional Services (AD 04-1 - 3B)	25	0	0	0		
41-80-7113	Sewer Maintenance (SPA 3A)	166,825	155,000	155,000	155,000		City of LA (3A fees); ADS (flow monitoring)
	Subtotal - Operations Expenses	173,800	182,000	165,500	165,500		
	<i>CAPITAL OUTLAY</i>						
41-00-6073	Capital Construction (AD 04-1 - 3A)	0	0	0	0		
41-00-6074	Capital Construction (AD 04-1 - 3B)	0	0	0	0		
41-00-8239	Street Improvements	0	0	0	100,000		District 3 Slurry Seal
	Subtotal - Capital Outlay	0	0	0	100,000	0	
	Transfers	0	0	0	0	0	
	<i>TOTAL EXPENDITURES & TRANSFERS:</i>	173,800	182,000	165,500	265,500	0	
	ENDING FUND BALANCE:	1,074,275	1,062,800	1,109,850	1,048,350	0	
FUND EQUITY:		1,074,275	1,062,800	1,109,850	1,048,350	0	
	Undesignated	0	0	0	0	0	
TOTAL FUND EQUITY:		1,074,275	1,062,800	1,109,850	1,048,350	0	

00097

**CITY OF LA CAÑADA FLINTRIDGE
FY 2013-14 ANNUAL BUDGET**

PROGRAM

FUND BALANCE

DEPARTMENT

SEWER REDEMPTION FUND 04-1 (Page 1 of 2)

FUND - 42

PUBLIC WORKS

The Sewer Redemption Fund is a City created fund to track revenues and expenditures related to the sewer assessments collected for the residential and commercial sewer systems constructed under an assessment district proceeding.

ACCT. NO.	DESCRIPTION	2011-12 ACTUAL	2012-13 BUDGET	2012-13 ESTIMATE	2013-14 ADOPTED	2013-14 MID-YEAR	NOTES/DESCRIPTION
AVAILABLE FUNDS:							
	BEGINNING FUND BALANCE	62,300	0	62,300	0	0	
42-00-4410	Sewer Assess. Fees (AD 04-1)	1,842,075	1,865,000	1,836,000	1,831,000		
42-00-4412	Prepayments (AD 04-1)	53,125	20,000	0	10,000		
42-00-4413	Penalties	5,325	5,000	2,825	3,000		
42-00-4420	Administrative Fee (AD 04-1)	38,750	38,225	38,125	38,125		\$30/parcel x 1,271 parcels
42-00-4610	Interest	21,675	12,000	500	500		
	Subtotal - Revenues	1,960,950	1,940,225	1,877,450	1,882,625	0	
	Transfers In	0	0	0	0		
TOTAL AVAILABLE FUNDS:		2,023,250	1,940,225	1,939,750	1,882,625	0	

PROGRAM

FUND BALANCE

DEPARTMENT

SEWER REDEMPTION FUND 04-1 (Page 2 of 2)

FUND - 42

PUBLIC WORKS

ACCT. NO.	DESCRIPTION	2011-12 ACTUAL	2012-13 BUDGET	2012-13 ESTIMATE	2013-14 ADOPTED	2013-14 MID-YEAR	NOTES/DESCRIPTION
	<i>SALARIES & BENEFITS</i>	0	0	0	0	0	
	<i>OPERATIONS EXPENSES</i>						
42- 40- 6010	Professional Services (AD 04-1)	17,400	19,175	17,500	19,175		Willdan Financial (\$17,000); Other (\$2,175)
	Subtotal - Operations Expenses	17,400	19,175	17,500	19,175	0	
	<i>CAPITAL OUTLAY</i>	0	0	0	0	0	
	<i>TRANSFERS</i>						
	Reimbursement - to General Fund (1) - Operating	21,375	19,050	20,625	18,950		Admin. Fee revenue less Prof. Services expend.
	Transfer Out - To SDSF (43)	1,922,175	1,902,000	1,901,625	1,844,500		
	Subtotal - Transfers	1,943,550	1,921,050	1,922,250	1,863,450	0	
	<i>TOTAL EXPENDITURES & TRANSFERS:</i>	1,960,950	1,940,225	1,939,750	1,882,625	0	
	ENDING FUND BALANCE:	62,300	0	0	0	0	
FUND EQUITY:		62,300	0	0	0	0	
	Reserved for future debt service	0	0	0	0	0	
TOTAL FUND EQUITY:		62,300	0	0	0	0	

00099

**CITY OF LA CAÑADA FLINTRIDGE
FY 2013-14 ANNUAL BUDGET**

PROGRAM

FUND BALANCE

DEPARTMENT

SEWER DEBT SERVICE FUND 04-1 (Page 1 of 2)

FUND - 43

PUBLIC WORKS

The Sewer Debt Service Fund is a City created fund to track revenues and expenditures related to the sewer debts incurred for the residential and commercial sewer systems constructed under an assessment district proceeding.

ACCT. NO.	DESCRIPTION	2011-12 ACTUAL	2012-13 BUDGET	2012-13 ESTIMATE	2013-14 ADOPTED	2013-14 MID-YEAR	NOTES/DESCRIPTION
<i>AVAILABLE FUNDS:</i>							
	BEGINNING FUND BALANCE	5,249,225	5,608,650	5,581,150	5,882,625		
43- 00- 4610	Interest Income	107,900	78,000	98,000	93,000		
	Subtotal - Revenues	107,900	78,000	98,000	93,000	0	
	Transfer In - SRF (42)	1,922,175	1,902,000	1,901,625	1,844,500		
<i>TOTAL AVAILABLE FUNDS:</i>		7,279,300	7,588,650	7,580,775	7,820,125	0	

00100

PROGRAM

FUND BALANCE

DEPARTMENT

SEWER DEBT SERVICE FUND 04-1 (Page 2 of 2)

FUND - 43

PUBLIC WORKS

ACCT. NO.	DESCRIPTION	2011-12 ACTUAL	2012-13 BUDGET	2012-13 ESTIMATE	2013-14 ADOPTED	2013-14 MID-YEAR	NOTES/DESCRIPTION
	<i>SALARIES & BENEFITS</i>	0	0	0	0	0	
	<i>OPERATIONS EXPENSES</i>						
43- 40- 6037	Principal Loan Payment (SRF)	1,153,700	1,180,225	1,180,225	1,207,375		
43- 40- 6039	Interest Expense	307,725	292,750	292,750	277,400		
43- 40- 6041	Loan Service Charge	236,725	225,175	225,175	213,375		
43- 40- 6010	Professional Services	0	250	0	250		BoNY
	Subtotal - Operations Expenses	1,698,150	1,698,400	1,698,150	1,698,400	0	
	<i>CAPITAL OUTLAY</i>	0	0	0	0	0	
	<i>TRANSFERS</i>	0	0	0	0		
	<i>TOTAL EXPENDITURES & TRANSFERS:</i>	1,698,150	1,698,400	1,698,150	1,698,400	0	
	ENDING FUND BALANCE:	5,581,150	5,890,250	5,882,625	6,121,725	0	
	<i>FUND EQUITY:</i>	5,581,150	5,890,250	5,882,625	6,121,725	0	
	Reserved for future debt service	5,581,150	5,890,250	5,882,625	6,121,725		
	<i>TOTAL FUND EQUITY:</i>	5,581,150	5,890,250	5,882,625	6,121,725	0	
	<i>LOANS/OBLIGATIONS:</i>						
	Due to SWRCB (Loan)	22,518,375	21,338,150	21,338,150	20,130,775		
	<i>TOTAL LOANS/OBLIGATIONS:</i>	22,518,375	21,338,150	21,338,150	20,130,775	0	

00101

COMBINED CHANGES IN FUND BALANCE

COMBINED CHANGES IN FUND BALANCE

Fund	Estimated Beginning Fund Bal.	Reimburse /			Transfers Out /			Estimated Ending Fund Bal.
		Adopted Revenues	Transfers In	Total Available	Adopted Expend.	Other Outlays	Total Reductions	
01 General Fund	13,608,050	11,567,275	382,350	25,557,675	11,287,375	662,250	11,949,625	13,608,050
02 Traffic Safety Fund	0	90,000	0	90,000	0	90,000	90,000	0
03 State Gas Tax	0	635,325	38,275	673,600	673,600	0	673,600	0
04 Bonds & Grants Fund	(278,575)	358,150	0	79,575	57,150	0	57,150	22,425
05 T.D.A.	0	15,150	0	15,150	15,150	0	15,150	0
09 Debt Service Fund	0	0	0	0	0	0	0	0
11 Comm. Dev. Block Grant	0	114,950	0	114,950	114,950	0	114,950	0
20 Sanitation	(2,550)	5,000	0	2,450	2,550	0	2,550	(100)
21 Sewer Improv. 98-1	0	0	0	0	0	0	0	0
22 Sewer Redemp. 98-1	0	578,600	0	578,600	13,000	565,600	578,600	0
23 Sewer Debt Serv. 98-1	399,550	14,000	552,550	966,100	461,475	0	461,475	504,625
24 Sewer Improv. 02-1	(995,100)	0	0	(995,100)	0	0	0	(995,100)
25 Sewer Redemp. 02-1	0	1,004,850	0	1,004,850	16,500	988,350	1,004,850	0
26 Sewer Debt Serv. 02-1	3,468,800	65,000	968,500	4,502,300	888,375	0	888,375	3,613,925
28 Measure R	196,475	193,750	0	390,225	0	200,000	200,000	190,225
29 Proposition C	498,775	276,125	0	774,900	302,950	0	302,950	471,950
30 Proposition A	214,800	334,775	0	549,575	541,050	50,175	591,225	(41,650)
31 Capital Projects Fund	955,350	4,549,100	978,750	6,483,200	6,198,250	0	6,198,250	284,950
32 Solid Waste	87,100	429,150	0	516,250	96,000	378,600	474,600	41,650
33 JAG Federal Grant	0	0	0	0	0	0	0	0
35 SLESF State Grant	0	100,500	64,450	164,950	164,950	0	164,950	0
37 A.Q.M.D. Trust	206,500	47,000	0	253,500	174,525	0	174,525	78,975
38 Property Acquisition Fund	0	100,000	0	100,000	0	100,000	100,000	0
41 Sewer Improv. 04-1	1,109,850	204,000	0	1,313,850	265,500	0	265,500	1,048,350
42 Sewer Redemp. 04-1	0	1,882,625	0	1,882,625	19,175	1,863,450	1,882,625	0
43 Sewer Debt Serv. 04-1	5,882,625	93,000	1,844,500	7,820,125	1,698,400	0	1,698,400	6,121,725
TOTAL	25,351,650	22,658,325	4,829,375	52,839,350	22,990,925	4,898,425	27,889,350	24,950,000

APPROPRIATIONS LIMIT

A RESOLUTION OF THE CITY COUNCIL OF THE CITY OF
LA CAÑADA FLINTRIDGE ADOPTING THE APPROPRIATION
LIMIT FOR FISCAL YEAR 2013-14 AT \$17,587,868

WHEREAS, on November 7, 1979, the voters of the State of California approved Proposition 4, the addition of Article XIII B to the State Constitution placing various limitations on the appropriations of state and local governments; and,

WHEREAS, Article XIII B provided for establishing fiscal year 1978-79 and the adopted spending appropriation for that year as the base for calculating future years' appropriations limits; and,

WHEREAS, Article XIII B provided for establishing each fiscal year's limit by adjusting the immediately prior year's limit by a factor comprised of the change in local population combined with either the change in California per capita personal income or the change in the U.S. Consumer Price Index, whichever is less; and,

WHEREAS, in June 1990, the voters of the State of California approved Proposition 111 which amended Article XIII B of the California State Constitution to establish the limit originally calculated for fiscal year 1986-87 as a new adjustment base and to change the definition of the cost of living to be either the percentage change in California per capita personal income from the preceding year or the percentage change in the local assessment roll from the preceding year for the jurisdiction due to the addition of local non-residential new construction; and,

WHEREAS, Proposition 111 further modified Article XIII B requirements by making certain capital outlay, debt service, emergency and court ordered expenditures not subject to the limit and by allowing expenditures in excess of one year's limit to be offset by underexpenditures in an immediately following year;

NOW, THEREFORE, BE IT RESOLVED that the City Council of the City of La Cañada Flintridge, in accordance with the provisions of Proposition 111, formally elects to use county-wide population changes rather than City of La Cañada Flintridge population changes and California per capita income changes rather than U.S. Consumer Price Index changes in determining its Appropriations Limit for FY 2013-14. Be it further resolved that the City Council hereby adopts its Appropriations Limit for FY 2013-14 as \$17,587,868.

PASSED, APPROVED AND ADOPTED THIS 15th DAY OF JULY, 2013.

Laura Olhasso, Mayor

ATTEST:

Yvette Hall, City Clerk

APPROPRIATIONS LIMIT TABLE

Year	Appropriations Limit	Change in Per Capita Pers. Income	Change in Population	Multiplier	Expenditures to Limit Margin	Revenues to Limit Margin
1989-90	6,403,259 *	1.0421	1.0136	1.0563		
1990-91	6,763,762	1.0414	1.0173	1.0594	1,153,987	3,370,912
1991-92	7,165,529	0.9936	1.0034	0.9970	850,479	3,969,129
1992-93	7,144,032	1.0272	1.0096	1.0371	813,282	3,748,382
1993-94	7,409,076	1.0071	1.0075	1.0147	433,801	3,880,476
1994-95	7,517,989	1.0472	1.0033	1.0506	793,739	3,824,339
1995-96	7,898,399	1.0467	1.0048	1.0517	925,924	4,020,199
1996-97	8,306,746	1.0467	1.0124	1.0597	841,246	4,266,346
1997-98	8,802,659	1.0415	1.0139	1.0559	(370,641)	4,510,684
1998-99	9,294,728	1.0453	1.0166	1.0626	(1,819,747)	4,526,428
1999-00	9,876,578	1.0491	1.0175	1.0675	(3,127,722)	4,951,303
2000-01	10,543,247	1.0782	1.0166	1.0960	(167,853)	5,255,897
2001-02	11,555,399	0.9873	1.0177	1.0047	7,202,049	6,170,299
2002-03	11,609,709	1.0231	1.0166	1.0400	(3,651,241)	6,016,659
2003-04	12,074,097	1.0328	1.0138	1.0470	(15,138,295)	6,724,030
2004-05	12,641,580	1.0684	1.0118	1.0810	(24,207,952)	7,297,148
2005-06	13,463,283	1.0396	1.0078	1.0477	(22,636,893)	7,183,182
2006-07	14,105,482	1.0442	1.0072	1.0517	(21,760,090)	6,988,310
2007-08	14,834,735	1.0429	1.0086	1.0518	(15,081,226)	7,294,949
2008-09	15,603,174	1.0062	1.0090	1.0153	(6,428,397)	8,066,653
2009-10	15,841,903	0.9746	1.0058	0.9803	(5,742,608)	7,130,067
2010-11	15,529,817	1.0251	1.0020	1.0272	(6,884,447)	7,613,928
2011-12	15,952,228	1.0377	1.0038	1.0416	(4,411,109)	7,895,466
2012-13	16,615,841	1.0512	1.0069	1.0585	(5,403,057)	8,663,343
2013-14	17,587,868					

Formula: Old Appropriation Limit x Multiplier (i.e. Change in Per Capita Personal Income x Change in Population)

To determine "Change in Population", use L.A. County Rate + 100 divided by 100

*The Appropriation Limit for FY 1989-90 has been recalculated and is not the adopted limit.

REVENUES/EXPENDITURES TO APPROPRIATIONS LIMIT MARGIN FY 2013-14

Proceeds of Taxes (Revenue Subject to Limit)		Non-Proceeds of Taxes (Revenue Not Subject to Limit)	
Sales Tax	2,341,100	Franchise Fees	618,175
Real Property Transfer Tax	219,475	Municipal Code Fines	48,200
Property Tax **	3,996,500	Tree Ordinance	7,000
Property Tax (In-Lieu)	1,924,200	Parking Fines	30,000
Business License Fees	182,800	Administrative Penalties	12,000
Vehicle License Fees	0	Film Permit Fees	38,300
Off-Highway Vehicle	0	Zoning Fees	233,500
Gain/Loss on Sale of Investments	0	Environmental Assessment	13,725
Interest Earnings*	260,450	Use of Fields	5,000
		Lanterman Auditorium	133,000
Total	8,924,525	Service Charges/Tobacco Lic. Fee	7,200
		General Plan Maintenance Fee	30,500
		Bldg. Permit/Plan Check	1,415,675
		Specific Plan Fees	6,075
		Public Works Permits Fees	50,000
		Industrial Waste Permit Fees	10,125
		Miscellaneous Revenue/Donations	10,575
		Public Works Reimbursements	31,000
		Lighting Reimbursement	13,500
		Parking Lot Lease	3,475
		Cerro Negro Lease	1,800
		Traffic Safety (Vehicle Code Fines)	90,000
		Gas Tax & Proposition 42 & Interest	635,325
		Bonds & Grants Fund & Interest	358,150
		TDA SB 821 & Interest	15,150
		CDBG	114,950
		Sewer Improvement Funds (All)	204,000
		Sewer Redemption Funds (All)	3,466,075
		Sewer Debt Service Funds (All)	172,000
		Measure R/Interest	193,750
		Proposition C/Interest	276,125
		Proposition A/Interest	334,775
		Capital Projects Revenue	4,549,100
		Solid Waste Fund (Waste Hauler Permit Fee)	429,150
		JAG	0
		SLESF	100,500
		AQMD AB 2766/Interest	47,000
		Interest Earnings*	28,925
		Total	13,733,800

Revenues to Appropriation Limit Margin:	
17,587,868	
- 8,924,525	
8,663,343	

Expenditures to Appropriation Limit Margin:	
17,587,868	
- 22,990,925 ***	
(5,403,057)	

**Includes \$5,000 allocated to Sanitation Fund and \$100,000 allocated to Property Acquisition Fund

*** From FY budget (total expenditures)

BUDGET REFERENCE MATERIAL

A RESOLUTION OF THE CITY COUNCIL OF THE CITY OF
LA CAÑADA FLINTRIDGE ADOPTING THE ANNUAL BUDGET
AND FINANCIAL PLAN FOR FISCAL YEAR 2013-14

WHEREAS, the City Council of the City of La Cañada Flintridge is desirous of establishing an Annual Budget and Financial Plan for fiscal year 2013-14; and,

WHEREAS, the City Council of the City of La Cañada Flintridge has reviewed and considered budget documentation and has received input from the City's Commissions, citizens, staff and interested individuals;

NOW, THEREFORE, the City Council of the City of La Cañada Flintridge does hereby find, determine and resolve as follows:

1. The Fiscal Year 2013-14 Annual Budget & Financial Plan is hereby adopted, attached hereto, and made a part hereof;
2. The City Manager is hereby authorized to make expenditures in accordance with the FY 2013-14 Annual Budget & Financial Plan as adopted with the exception of those expenditures which require City Council approval in accordance with the ordinances and regulations of the City. Such approval shall be secured as prescribed.

PASSED, APPROVED AND ADOPTED THIS 15th DAY OF JULY, 2013.

Laura Olhasso, Mayor

ATTEST:

Yvette Hall, City Clerk

GLOSSARY OF BUDGET TERMS

Allocate -	To divide a lump-sum appropriation, which is designated for expenditure, by specific organization units and/or specific purposes, activities or objects.
Annual Budget -	A budget applicable to a single fiscal year.
Appropriation -	An authorization made by the City Council which permits the City to incur obligations and to make expenditures of resources.
Audit -	Prepared by an independent Certified Public Accountant (CPA), the primary objective of an audit is to determine if the City's financial statements present fairly the City's financial position and results of operations in conformity with generally accepted accounting principles. In conjunction with their performance of an audit, it is customary for an independent auditor to issue a Management Letter stating the adequacy of the City's internal controls as well as recommending improvements to the City's financial management practices.
Budget -	A financial plan for a specified period of time that matches planned revenues and expenditures to municipal services.
Budget Calendar -	A schedule of key dates which the City follows in the preparation, adoption and administration of the annual budget.
Budget Detail -	Support information and notes which describe in detail the purpose for specific budget line items and the allocation of funds.
Budget Message -	Included in the opening section of the budget, the budget message provides the City Council and the public with a general summary of the most important aspects of the budget, changes from the previous fiscal years and the views and recommendations of the City Manager.
CJPIA -	California Joint Powers Insurance Authority
Capital Improvement Plan -	A five-year plan to provide for the maintenance or replacement of existing public facilities and assets and for the construction or acquisition of new ones.
Contingency -	An appropriation of funds to cover unforeseen events that occur during the fiscal year, such as disaster emergencies, federal and/or state mandates, shortfall in revenues, or other unanticipated events.

Contract Services -	Services rendered to the City by private firms, individuals or other governmental agencies. Examples include law enforcement, legal services, animal control, traffic engineering, traffic signal maintenance, road maintenance, tree trimming, building inspection, recycling collection, custodial services, etc.
Department -	A major organizational unit of the City which has been assigned overall management responsibility for an operation or a group of related operations within a functional area.
Designated Fund Balance -	A portion of unreserved fund balance designated for a specific future use.
Encumbrance -	The legal commitment of appropriated funds to purchase an item or service. To encumber funds means to set aside or commit funds for a future expenditure.
Expenditure -	The outflow of funds paid, or to be paid, for an asset obtained or goods and services acquired regardless of when the expense is actually paid. This term applies to all funds. An encumbrance is not an expenditure; an encumbrance reserves funds to be expended.
Fee for Services -	Charges paid to the City by users of a service to help defray the costs of providing that service.
Fiscal Year -	The beginning and ending period for recording financial transactions. The City has specified July 1 through June 30 as its fiscal year.
Fixed Assets -	Assets of long-term nature, such as: land; buildings; machinery; furniture; and other equipment. The City has defined such assets as those with an expected life in excess of one year and an acquisition cost in excess of \$10,000.
Franchise Fee -	A fee charged for the privilege of using public rights-of-way and property within the City for public or private purposes. The City currently assesses franchise fees on cable television and utility companies.
Fund -	An accounting entity that records all financial transactions for specific activities or governmental functions. The generic fund types used by the City are: General; Traffic Safety; State Gas Tax; Bonds & Grants; T.D.A.; Gas Tax; Sanitation/Sewer; Debt Service; Prop. C; Prop. A; Property Acquisition; Solid Waste; Capital Projects; SLESF; LLEBG and AQMD Trust.
Fund Balance -	The excess of current assets over current liabilities and the cumulative effect of revenues and other financing sources over expenditures and other financing uses.
General Fund -	The primary operating fund of the City, all revenues that are not allocated by law or contractual agreement to a specific fund are accounted for in the general fund. With the exception of subvention or grant revenues restricted for specific uses, general fund resources can be utilized for any legitimate governmental purpose.

Goal -	A statement of broad direction, purpose or intent.
Infrastructure -	The physical assets of the City, i.e. streets, sidewalks, gutters, sewers, public buildings, bridges, parks, traffic signals, street signs, etc., and the support structures within a development.
Investment Revenue -	Revenue received as interest from the investment of funds not immediately required to meet cash disbursement obligations.
Key Objective -	A statement of specific direction, purpose or intent based on the needs of the community and the goals established for a specific program.
Line-Item Budget -	A budget that lists detailed expenditure categories (salaries, materials, telephone charges, travel, etc.) separately, along with the amount budgeted for each specified category (Personnel, Operations, Capital).
Municipal -	In its broadest sense, an adjective which denotes the state and all subordinate units of government. In a more restricted sense, an adjective which denotes a city or village as opposed to other forms of local government.
Operating Budget -	The portion of the budget which pertains to the daily operations of providing basic governmental services. The program budgets contained within the Annual Budget form the operating budget.
Policy -	A direction that must be followed in order to advance toward a goal. The direction can be a course of action or a guiding principle.
Program -	A grouping of activities organized to accomplish basic goals and objectives.
Program Budget -	A budget that focuses upon the goals and objectives of an agency or jurisdiction rather than upon its organizational budget units or object classes of expenditure.
Property Tax -	A statutory limited tax levy which may be imposed for any purpose.
Reserve -	That portion of a fund's balance designated and/or legally restricted for a specific purpose and is, therefore, not available for general appropriation.
Revenue -	Funds that the City receives as income. It includes such items as tax payments, fees from various services, receipts from other governments, fines, forfeitures, grants, shared income, and interest earnings.
Risk Management -	An organized attempt to protect assets, in the most cost-effective manner, against accidental loss.

- Sales Tax - A tax on the purchase of goods and services. The current Los Angeles County sales tax rate is 8.25%
- Special Assessment - A compulsory levy made against certain properties to defray part or all of the costs of a specific improvement or service deemed to primarily benefit those parties.
- Special Revenue Funds - Proceeds from specific revenue sources (other than trusts or major capital projects) that are legally restricted for specific purposes.
- Subventions - Revenues collected by the State (or other level of government) which are allocated to the City on a formula basis. The major subventions received by the City from the State of California and County of Los Angeles include: sales tax, no/low property tax cities allocation, vehicle license fees, gas tax, and cigarette tax.
- Trust and Agency Funds - Also known as Fiduciary Fund Types, these funds are used to account for assets held by the City in a trustee capacity or as an agent for private individuals, organizations or other governmental agencies.
- User Fees - The payment of a fee for direct receipt of service by the party benefiting from the service.
- Working Capital - The difference between current assets and current liabilities.

DESCRIPTION OF REVENUE SOURCES

- Sales Tax - Sales tax is levied on all tangible retail goods sold within the City of La Cañada Flintridge. An 9.75% tax is levied at the site where the sale is made with one percent remitted back to the City by the State.
- Franchise Fees - A franchise fee is charged for the privilege of using public right-of-way and property within the City for public or private purposes.
- Real Property Transfer Tax - Collected by the County Auditor-Controller and is based on the value of property sold or otherwise changed in title. The rate is proscribed by the State Revenue & Taxation Code.
- Property Tax - Property Tax which is collected by the County Auditor-Controller and is based on the full value of property as determined by the County Assessor's office. The City of La Cañada Flintridge, upon incorporation, elected to become a "no property tax city", thus, does not assess a local property tax. As part of an equity distribution of property tax monies collected by the County, the City shares a small percentage of the County's property tax assessment.
- Business License Fees - Fees collected by the City based on the type of business and number of employees. A home occupation permit is also required for residents who conduct businesses out of their homes.
- Fines & Forfeitures - Fines and forfeitures are remitted to the City from the Los Angeles County court system for legal violations (vehicle, municipal and other code violations) which occur in the City.
- Revenue from Other Agencies - Monies collected and/or received by other governmental agencies and remitted to the City. The State and MTA collect and return the appropriate amounts of certain fees according to formulas established by law. The most significant of these fees include the Proposition A and C and Vehicle License Fees. The Pasadena Humane Society collects and remits animal registration license fees. The La Canada Unified School District reimburses the City for their proportionate share of the S.T.A.R. Program costs.
- Charges for Current Services - These charges are directly assessed to individuals for specific services rendered by the City. They include: charges to process or issue building permits; costs to conduct engineering and plan reviews of building projects; fees associated with filing subdivisions, zone change requests and environmental assessments; reimbursement of costs for photocopies and supplies; and fees for the privilege of using public property in motion picture, still photography, radio broadcasting or television production.
- Special Fund Revenues - Monies which are received by the City which have a specific purpose and/or are restricted as to how they may be expended.

FIVE YEAR CAPITAL IMPROVEMENTS PLAN

FIVE-YEAR CAPITAL IMPROVEMENTS PLAN (CIP)

FUND SOURCE	PROJECT DESCRIPTION	PHASE	Special Funds 2013-14	General Fund 2013-14	General Fund 2014-15	General Fund 2015-16	General Fund 2016-17	General Fund 2017-18	Est. Project Total (All Yrs.)
FY12-13 YE Est = \$31,875 [31-50-1201] + \$690,500 [31-50-1301]									
1	General	Citywide Street Resurfacing (13-14):							
	STP-L	Resurfacing Program - Prof. Services	105,000	0	0	0	0	0	105,000
	Meas. R	- Construction	593,750	351,250	1,500,000	1,500,000	1,500,000	1,500,000	[ongoing]
	SW	Slurry Seal (SD3)	100,000	0	0	0	0	0	100,000
	SD3								
	Prop. Acq.	Sub-total	798,750	351,250	1,500,000	1,500,000	1,500,000	1,500,000	[ongoing]
FY12-13 YE Est = \$575 [31-50-1202] + \$16,675 [31-50-1302]									496,425
2	General	Miscellaneous Drainage Design/Const. (12-13)	0	221,450	0	0	0	0	221,450
		Improvements (2 locations) Design/Const. (13-14)	0	125,000	0	0	0	0	125,000
		[338,125 from 1202 to 1302] Sub-total	0	346,450	0	0	0	0	842,875
3	General	Street Reconstruction Design	0	0	100,000	0	0	0	100,000
		(Salisbury Road/Groveland Construction	0	0	350,000	0	0	0	350,000
		Lane/Parkman Drive) Sub-total	0	0	450,000	0	0	0	450,000
FY12-13 YE Est = \$240,950									271,500
4	General	Edison Property Passive Discouragers	24,000	0	0	0	0	0	24,000
	Prop A	Use Park (FHB/Indiana)							
		(Excess) Sub-total	24,000	0	0	0	0	0	295,500
FY12-13 YE Est = \$27,575									
5	General	JOINT USE PROJECT Equipment	0	0	0	0	0	0	0
		(Lanterman Aud. Lighting Installation	0	0	0	0	0	0	0
		Equipment - See "Capital Equipment Purchases.") Sub-total	0	0	0	0	0	0	0
FY12-13 YE Est = \$375									85,375
6	General	City Hall Improvements Design & Const.							
		FY14-15 Lobby & CC	0	0	55,000	0	0	0	55,000
		FY15-16 Lower Level	0	0	0	145,000	0	0	145,000
		Sub-total	0	0	55,000	145,000	0	0	200,000
FY12-13 YE Est = \$0									
7	General	City Hall Security Improv. Installation	0	47,200	0	0	0	0	47,200
		City Hall Bldg. Improv. Installation	0	0	57,800	0	0	0	57,800
		(CM office & ext. doors) Sub-total	0	47,200	57,800	0	0	0	105,000

FIVE-YEAR CAPITAL IMPROVEMENTS PLAN (CIP)

FUND SOURCE	PROJECT DESCRIPTION	PHASE	Special Funds 2013-14	General Fund 2013-14	General Fund 2014-15	General Fund 2015-16	General Fund 2016-17	General Fund 2017-18	Est. Project Total (All Yrs.)
FY12-13 YE Est = \$0									200
8	AQMD Foothill Link Bikeway & STP-L	Design (Link)	138,800	0	120,000	0	0	0	258,800
	Wall Landscaping*	Const. & L/S (Link)	0	0	0	1,830,000	0	0	1,830,000
	West Gateway Projects	W. Gateway	0	0	0	0	100,000	1,000,000	1,100,000
	Metro	(STP-L)	75,000	0	0	0	0	0	75,000
	Meas. R - Future funding								
	Prop C * \$675,000 City match	Sub-total	213,800	0	120,000	1,830,000	100,000	1,000,000	3,264,000
FY12-13 YE Est = \$0									661,675
9	Sewer	Sewer District 4	0	0	0	0	0	0	0
		Sewer District 5*	0	0	0	0	0	0	0
		Sewer District 6	0	0	0	0	0	0	0
		* Pending council direction.							
	Future expenses TBD.	Sub-total	0	0	0	0	0	0	661,675
10	General User Groups	JOINT USE PROJECT (Replacement of LCHS Varsity/JV Baseball Field Lighting Cabinet)	0	14,500	0	0	0	0	14,500
		Sub-total	0	14,500	0	0	0	0	14,500
11	General	Rockridge Terrace	0	0	0	0	15,000	0	15,000
		Construction	0	0	0	0	0	125,000	125,000
		Sub-total	0	0	0	0	15,000	125,000	140,000
12	General	Rockridge Terrace to YMCA Trail	0	0	0	0	15,000	0	15,000
		Construction	0	0	0	0	0	35,000	35,000
		Sub-total	0	0	0	0	0	0	50,000
FY12-13 YE Est = \$3K									15,925
13	Prop A	Caltrans Overpass Lot Improvements	183,825	0	0	0	0	0	183,825
		Sub-total	183,825	0	0	0	0	0	199,750
FY12-13 YE Est = \$0									11,800
14	General	Olberz Park Improvements	0	8,425	0	0	0	0	8,425
		Design & Const.							
		Sub-total	0	8,425	0	0	0	0	20,225

FIVE-YEAR CAPITAL IMPROVEMENTS PLAN (CIP)

FUND SOURCE	PROJECT DESCRIPTION	PHASE	Special Funds 2013-14	General Fund 2013-14	General Fund 2014-15	General Fund 2015-16	General Fund 2016-17	General Fund 2017-18	Est. Project Total (All Yrs.)
FY12-13 YE Est = \$0									
15 General	Olberz Park Lighting	Design (PS&E)	0	4,000	0	0	0	0	6,000
		Construction	0	63,550	0	0	0	0	4,000
		Sub-total	0	67,550	0	0	0	0	63,550
FY12-13 YE Est = \$760,475									
16 General	Sound Walls	Design	127,725	0	0	0	0	0	1,060,000
TCSP		CM/Construction	3,770,700	0	TBD	0	0	0	127,725
		Sub-total	3,898,425	0	0	0	0	0	3,770,700
FY12-13 YE Est = \$20,500									
17 General	City Welcome Monument & Medians (2 locations) (CA-2/Hillard; Berkshire Pl.)	Design & Const.	0	0	0	0	0	143,000	143,000
		Sub-total	0	0	0	0	0	143,000	143,000
FY12-13 YE Est = \$20,500									
18 General	Pedestrian Improvements: SR2S	Construction	184,500	6,200	0	0	0	0	20,500
	Cornishon Xing, Lasheart Sidewalk & Changeable Message Signs	Sub-total	184,500	6,200	0	0	0	0	190,700
FY12-13 YE Est = \$15K									
19 Prop C	West Foothill Blvd.	Const. (Prop C)	97,500	0	0	0	0	0	56,650
AQMD	Bike Lanes & West Alta	Const. (AQMD)	47,500	0	0	0	0	0	97,500
	Canyada Sidewalk	Alta Canyada	80,000	0	0	0	0	0	47,500
		Sub-total	225,000	0	0	0	0	0	80,000
FY12-13 YE Est = \$15K									
20 General	City Hall Solar Panels (Green Task Force Project)	Prof. Services	0	0	0	15,000	0	0	15,000
		Installation	0	0	0	110,000	0	0	110,000
		Sub-total	0	0	0	125,000	0	0	125,000
FY12-13 YE Est = \$15K									
21 General	City Hall Insulation (Green Task Force Project)	Prof. Services	0	0	0	4,000	0	0	4,000
		Installation	0	0	0	11,000	0	0	11,000
		Sub-total	0	0	0	15,000	0	0	15,000

FIVE-YEAR CAPITAL IMPROVEMENTS PLAN (CIP)

FUND SOURCE	PROJECT DESCRIPTION	PHASE	Special Funds 2013-14	General Fund 2013-14	General Fund 2014-15	General Fund 2015-16	General Fund 2016-17	General Fund 2017-18	Est. Project Total (All Yrs.)
22 Meas. R Prop C	Downtown Pedestrian Streetscape	Design & Const.	0	0	0	350,000	4,390,000	0	4,740,000
		Sub-total	0	0	0	350,000	4,390,000	0	4,740,000
FY12-13 YE Est = \$450									450
23 General	Improvement of Woodleigh Lane (Foothill to Berkshire)	Design	0	0	85,000	0	0	0	85,000
		Construction	0	0	600,000	0	0	0	600,000
		Sub-total	0	0	685,000	0	0	0	685,450
24 General	General Plan Bikeways	Design & Const.	0	0	40,000	50,000	100,000	100,000	290,000
		Sub-total	0	0	40,000	50,000	100,000	100,000	290,000
FY12-13 YE Est = \$0									175
25 General	Misc. Bridge Repairs	Design	0	0	0	0	0	0	0
		Construction	0	74,875	0	0	0	0	74,875
		Sub-total	0	74,875	0	0	0	0	75,050
FY12-13 YE Est = \$4,375									4,550
26 General	Foothill Slope Repair (4590 Leir Dr.)	Design	0	15,450	0	0	0	0	15,450
		Construction	0	80,000	0	0	0	0	80,000
		Sub-total	0	95,450	0	0	0	0	100,000
27 General	Dual Right-Turn Lanes (ACH @ Foothill Blvd.)	Design	0	0	0	0	0	25,000	25,000
		Construction	0	0	0	0	0	100,000	100,000
		Sub-total	0	0	0	0	0	125,000	125,000
28 General	Foothill/Union Crosswalk	Design	0	0	0	0	0	21,000	21,000
		Construction	0	0	0	0	0	189,000	189,000
		Sub-total	0	0	0	0	0	210,000	210,000

FIVE-YEAR CAPITAL IMPROVEMENTS PLAN (CIP)

FUND SOURCE	PROJECT DESCRIPTION	PHASE	Special Funds 2013-14	General Fund 2013-14	General Fund 2014-15	General Fund 2015-16	General Fund 2016-17	General Fund 2017-18	Est. Project Total (All Yrs.)
FY12-13 YE Est = \$42,425									44,425
29 Prop A	Bus Shelters	Design & Const.	0	0	0	0	60,000	0	60,000
		Sub-total	0	0	0	0	60,000	0	104,425
30 General	Emergency Vehicle Signal Pre-emption	Design & Const.	0	0	0	200,000	200,000	0	400,000
		Sub-total	0	0	0	200,000	200,000	0	400,000
31 General Developer Fee	Foothill Crosswalk @ Rinetti Lane	Design Construction	0 0	0 0	20,000 180,000	0 0	0 0	0 0	20,000 180,000
		Sub-total	0	0	200,000	0	0	0	200,000
32 General	Citywide Trail Crossing(s)	Design & Const.	0	0	0	40,000	40,000	40,000	120,000
		Sub-total	0	0	0	40,000	40,000	40,000	120,000
FY12-13 YE Est = \$11K									11,175
33 General	Raised Median (Chevy Chase & Figueroa)	Design Construction	0 0	0 46,000	0 0	0 0	0 0	0 0	0 46,000
		Sub-total	0	46,000	0	0	0	0	57,175
34 General	School Area Sidewalks SR2S	Design & Const.	0	0	500,000	0	500,000	0	1,000,000
		Sub-total	0	0	500,000	0	500,000	0	1,000,000
FY12-13 YE Est = \$85K									85,000
35 General	Misc. Concrete Repairs	Design & Const. (12-13) Design & Const. (13-14)	0 0	115,000 100,000	115,000 0	115,000 0	115,000 0	115,000 0	575,000 100,000
		Sub-total	0	215,000	115,000	115,000	115,000	115,000	760,000

FIVE-YEAR CAPITAL IMPROVEMENTS PLAN (CIP)

FUND SOURCE	PROJECT DESCRIPTION	PHASE	Special Funds 2013-14	General Fund 2013-14	General Fund 2014-15	General Fund 2015-16	General Fund 2016-17	General Fund 2017-18	Est. Project Total (All Yrs.)
36 General	Decorative Median (Foothill from La Granada Way to Hillard Ave.)	Design & Const.	0	0	0	0	0	100,000	100,000
		Sub-total	0	0	0	0	0	100,000	100,000
37 General	MS4 Project (TBD)	Design & Const.	0	0	0	0	0	0	0
		Sub-total	0	0	0	0	0	0	0
38 General	Citywide Calsense Controllers	Design & Prof. Svcs. Controllers & Install.	0	2,750	2,750	2,750	2,750	0	11,000
			0	24,750	24,750	24,750	24,750	0	99,000
		Sub-total	0	27,500	27,500	27,500	27,500	0	110,000
39 Prop A	Oak Grove Bus Stop Lights	Installation	5,000	0	0	0	0	0	5,000
		Sub-total	5,000	0	0	0	0	0	5,000
40 General	Lanternman House Trellis	Installation	0	25,000	0	0	0	0	25,000
		Sub-total	0	25,000	0	0	0	0	25,000
									FY12-13 YE Est = \$0
41 General	Miscellaneous Guardrail Improvements	Prof Svcs/Install	0	16,300	0	0	0	0	16,300
		Sub-total	0	16,300	0	0	0	0	45,200
TOTAL			5,533,300	1,341,700	3,750,300	4,397,500	7,047,500	3,458,000	21,203,650

TOTAL FY 2013-14 (ALL FUNDS)	6,875,000
-------------------------------------	------------------